

# Philadelphia Fury 1980 Media Guide



# Philadelphia Fury

## 1980 Schedule

---

DATE	TEAM	DAY	TIME*
April 5	@ Tampa Bay Rowdies	Sat.	8:00 PM
April 13	@ Washington Diplomats	Sun.	2:30 PM
April 19	MEMPHIS ROGUES	Sat.	2:05 PM
April 26	@ Dallas Toronto	Sat.	9:00 PM
April 30	CHICAGO STING	Wed.	7:35 PM
May 4	@ Rochester Lancers	Sun.	3:00 PM
May 11	TAMPA BAY ROWDIES	Sun.	2:05 PM
May 14	VANCOUVER WHITECAPS	Wed.	7:35 PM
May 17	ATLANTA CHIEFS	Sat.	7:35 PM
June 1	NEW ENGLAND TEA MEN	Sun.	2:05 PM
June 4	WASHINGTON DIPLOMATS	Wed.	7:35 PM
June 10	@ Edmonton Drillers	Tues.	9:30 PM
June 14	@ San Jose Earthquakes	Sat.	11:00 PM
June 18	LOS ANGELES AZTECS	Wed.	7:35 PM
June 22	SAN DIEGO SOCKERS	Sun.	2:05 PM
June 25	@ Detroit Express	Wed.	8:30 PM
June 28	@ New England Tea Men	Sat.	2:30 PM
†July 2	FT. LAUDERDALE STRIKERS	Wed.	8:05 PM
July 6	@ Toronto Blizzard	Sun.	7:30 PM
July 9	@ New York Cosmos	Wed.	9:00 PM
July 11	@ Houston Hurricane	Fri.	8:30 PM
July 16	NEW YORK COSMOS	Wed.	8:05 PM
July 19	CALIFORNIA SURF	Sat.	8:05 PM
July 23	EDMONTON DRILLERS	Wed.	7:35 PM
July 26	@ Seattle Sounders	Sat.	10:30 PM
July 30	@ California Surf	Wed.	10:30 PM
August 2	@ Memphis Rogues	Sat.	8:30 PM
August 9	TORONTO BLIZZARD	Sat.	8:05 PM
August 13	ROCHESTER LANCERS	Wed.	8:05 PM
August 16	DETROIT EXPRESS	Sat.	8:05 PM
August 18	@ Minnesota Kicks	Mon.	9:00 PM
August 22	@ Ft. Lauderdale Strikers	Fri.	8:00 PM

†At Franklin Field

\*All Times Eastern

---

# Table of Contents

---

1980 Fury Schedule .....	Inside Cover
Media Information .....	2
Fury Club History: The Franchise Story .....	3
1980 Fury Club Directory .....	4
Fury Ownership .....	5
Tom Fleck, General Manager .....	5
Fury Front Office .....	6
Eddie Firmani, Head Coach .....	7
Coaching Staff .....	8
The Team .....	9-22
1979 Regular Season Statistics .....	23
1979 Playoff Statistics .....	23
1980 Fury Numerical Roster .....	24-25
1979 Regular Season & Playoff Results .....	26
Fury Team Records .....	27-30
Fury vs. League Opponents .....	31-32
NASL Alignment .....	33
1979 NASL Final Regular Season Standings ....	34
1979 American & National Conference Statistics	35
1979 NASL Leading Scorers and Goalkeepers ..	36
1979 NASL Playoff Results .....	37
NASL Playoff Structure .....	38
NASL Clubs Information .....	39-42
1980 NASL Schedule .....	43-48

The Official 1980 Philadelphia Fury Media Guide has been prepared by the Public Relations department of the Philadelphia Soccer Associates. Edited by Carole Jarden, Director of Publicity. Assisted by Bob Wahlquist, Director of Media Relations.

Cover photo courtesy of Tom Guidotti

# Media Information

---

**Press Box:** The press box for accredited media for all Philadelphia Fury games in the North American Soccer League is located on the fourth level of Veterans Stadium. For soccer the Fury uses the areas marked "B" and "C" on the fourth level. All working media persons with proper accreditation should enter the press and security entrance on street level on the south side (Pattison Avenue side) of Veterans Stadium.

**Credentials:** If you have not requested or received credentials for the 1979 season you must request those credentials in writing at least one week in advance of the game from Bob Wahlquist, Director of Media Relations or Carole Jarden, Director of Publicity, Philadelphia Fury, Veterans Stadium, Broad Street & Pattison Avenue, Philadelphia, Pa. 19148, 215/755-5400. Credentials will either then be mailed or left at the Press/Security entrance on game night, located on street level, south side.

**Photographers:** Field photographers with proper credentials should enter the stadium at the press & security entrance on the south side (Pattison Avenue side) and proceed directly to the field. Photographers must wear the proper credentials at all times. An enclosed photographers deck is located on the fourth level of the stadium in the booth marked 4-79. Field photographers are cautioned that the team bench areas and for 10 yards either side of them are off limits to non-playing personnel per NASL regulations. Field photographers must also remain outside of white restrictive lines or at least two yards off playing borders at all times.

**Freelance Photographers:** Freelance photographers are advised to make special note of the following policy:

*"Freelance photographers must have working press credentials issued for the privilege of covering Fury home games. In return, each photographer must agree to provide to the Fury P.R. department at least three (3) 8 by 10 black and white pictures (or one color slide) at no charge within five working days following that game. The Fury is entitled to use the pictures for publicity purposes but the photographer retains negative rights and the right to enter said photographs in the North American Soccer League Photo Contest."*

**AmFax/SportsCom:** Both services are provided at Fury home games beginning one hour before kickoff and will be located in Press Box "A" on the Fourth Level of the Stadium. Please contact Bob Wahlquist or Carole Jarden in Press Box "B" for further information.

**Press Box Services:** Team statistics, pre-game, halftime and post-game, will be provided during the game. Pre-game publicity kits will be provided prior to each game at your seat in the press box or upon demand from the P.R. Directors. Refreshments and food are served during pre-game and at halftime in the Press Lounge which is also located on the Fourth Level of the Vet. Admission to the press area is strictly limited to members of the working press, stat crews and support personnel. **No one else is admitted to these areas and we kindly request that you refrain from cheering or any loud noise that will disturb your fellow worker.** The Fury also provides a telecopier each game. To use it please contact Bob Wahlquist or Carole Jarden. There are two phones, one for incoming calls only (215/755-7677) and for outgoing **credit card or collect calls only** (215/755-7678). The Fury also provides the visiting P.R. Director with a telephone at his press box position. That number is 215/755-6553. Pay phones are conveniently located throughout the fourth level of the Vet and on all stadium concourses. In addition, pay telephones will be located in the visiting soccer locker room (215/468-9062) and the Fury locker room (215/468-9104) and will be operational at all times.

**Locker Room Policy:** Admission to the locker is governed strictly by the credentials issued by the Philadelphia Fury. There is no admission to the locker room prior to the game and they will open ten minutes after the conclusion of the game. Locker Rooms are located at the west end of the field under the stands on the First Level of the Vet.

Thank you for your cooperation and interest in the Philadelphia Fury.

Bob Wahlquist, Director of Media Relations

Carole Jarden, Director of Publicity

# Fury Club History: The Franchise Story

---

It's no great secret that the 15 owners of the Philadelphia Fury Soccer Associates just all happen to have one thing in common . . . show biz. But it's not the only thing this multitude of people whose roots lie in the entertainment world happen to possess. The overriding factor, the obvious trait that puts this conglomerate of celebrities into a category apart from the rest . . . one word, 'success' . . . and that is a fact that speaks for itself. As the Fury enters its 1980 season, the franchise owners are counting on their own success to be contagious. They believe that 1980 could well be the year the Fury catches the 'Soccer Bowl Bug'.

The club is run by a four-man executive committee: President and rock music's No. 1 agent, Frank Barsalona; Peter Rudge, manager of the Rolling Stones; and Elliot Hoffman and Lawrence Levine, partners in a New York City law firm.

The remaining heavyweight investors include: performing artist and Grammy winner Paul Simon; rock star Peter Frampton; Frampton's manager, Dee Anthony, who has more than 25 years in the entertainment industry and his brother Bill Anthony; Jerry Moss, chairman of the board of A&M Records, the largest independent record company in the world; Terry Ellis and Chris Wright, owners of Chrysalis Records, both knowledgeable and active fans of English and European soccer; and fellow promoters Sam L'Hommedieu, Jim Rissmiller, John Boyle and Robert Bageris.

The idea for the franchise took root during the summer of 1976 when the various promoters and agents in the music industry first noticed the NASL's burgeoning success. With practically no advance warning, they realized soccer had become a big-time sport in the United States.

A number of management members, especially those from England, got caught up in the color and excitement of the Cosmos and the league itself and realized that the audience was much like those in the entertainment business, young and upscale.

The ownership settled on Philadelphia as its location based on the area's reputation of being a great sports town along with the success they had enjoyed in the city while putting on close to 75 concerts a year.

The Philadelphia Fury embark upon their third season in the North American Soccer League. Qualifying for the play-offs in 1978, the first year of the franchises' existence, the Fury, guided by then player-coach Alan Ball was eliminated in a one-game first round play-off series against the Detroit Express. Bouncing back the following year by advancing one step further into the conference semi-finals, the Fury expelled the powerful Houston Hurricane in round one, but went on to drop a 2-game series to the American Conference champion Tampa Bay Rowdies.

The Fury will kick off their 1980 season with higher hopes than ever before . . . Eddie Firmani, named Head Coach in October, '79 has taken over the reigns in 1980. Heralded as one of the winningest coaches in the NASL, Firmani has powered 2 different clubs to the Soccer Bowl on three different occasions . . . claiming the Soccer Bowl crown all three times.

# 1980 Fury Club Directory

---

Veterans Stadium  
Broad Street & Pattison Avenue  
Philadelphia, Pa. 19148  
Telephone: 215-755-5400  
Telex: 834306 FURY PHA


Managing Director .....	<b>Larry Levine</b>
Alternate Director .....	<b>Peter Rudge</b>
Executive Committee .....	<b>Frank Barsalona, Elliot Hoffman, Peter Rudge, Larry Levine</b>
General Manager .....	<b>Thomas Fleck</b>
Head Coach .....	<b>Eddie Firmani</b>
Assistant Coach .....	<b>George O'Neill</b>
Director of Marketing .....	<b>Rich Iannarella</b>
Director of Media Relations .....	<b>Bob Wahlquist</b>
Director of Publicity .....	<b>Carole Jarden</b>
Director of Sales .....	<b>Tony Faillace</b>
Business Manager .....	<b>Susann Schaffer</b>
Administrative Secretary .....	<b>Nancy Rose Bohl</b>
Administrative Secretary .....	<b>Carmela Gorgol</b>
Ticket Assistant .....	<b>Regina Gluhoski</b>
Receptionist/Secretary .....	<b>Joan Ford</b>
Director of Community Relations .....	<b>Rudy Schuster</b>
Team Physicians .....	<b>Dr. Carl DePaula, Dr. Ralph Perner, Dr. Howard Zaren</b>
Head Trainer .....	<b>Bruce Hayne</b>
Equipment Manager .....	<b>Skip Rossi</b>
Field Manager .....	<b>Joe Galli</b>
Stadium Operations .....	<b>Pat Cassidy</b>
Team Photographer .....	<b>Jeff Wood</b>
Television .....	<b>WPHL-TV (Channel 17)</b>
T.V. Announcer .....	<b>Howard David</b>
Radio .....	<b>WQIQ (1590 AM)</b>
Radio Announcer .....	<b>Ron Weber</b>
Stadium .....	<b>Veterans Stadium</b>
Capacity .....	<b>56,000</b>
Playing Surface .....	<b>Astroturf</b>
Dimensions .....	<b>68 x 102</b>
Team Colors .....	<b>Burgundy/Gold/White</b>
Conference .....	<b>American</b>
Division .....	<b>Eastern</b>

# Fury Ownership

---



Larry Levine



Peter Rudge

## **Dr. Thomas Fleck General Manager**



Dr. Tom Fleck begins his first full season as General Manager of the Philadelphia Fury in 1980, after taking over the reigns in mid-season of last year.

Fleck, 42, comes to the Fury after nine seasons of coaching Lehigh University's soccer team and most recently Youth Coordinator for the United States Soccer Federation. A native of Philadelphia and well known in Philadelphia area soccer circles as a player, coach, and administrator, Fleck gained All-American honors during his collegiate days at West Chester State College.

He earned a degree in Elementary Education from West Chester, a Master's Degree from Temple University in 1960, and his Doctorate in Education from Lehigh University in 1970. Besides holding down his varsity coaching duties at Lehigh until 1977, Fleck held the rank of Associate Professor and also taught in the Graduate School of Education.

Holder of a coveted 'A' USSF coaching license, Fleck was named as Youth Coordinator for the USSF, a new post charged with the development of programs for the incredibly large and growing youth arm of the Federation in 1978. Fleck also served U.S. National and Olympic Team Coach Walt Chyzowych as a staff coach and an assistant National Team coach during its '78 Fall European tour.

A knowledgeable and experienced coaching tactician and currently still a Vice President of the National Soccer Coaches Association of America, Fleck is able to work closely with Coach Eddie Firmani in the scouting and acquisition of new players for the Fury. Just days after stepping into his new position, Fleck prompted negotiations bringing Bob Rigby and several other players to Philadelphia.


---

# Fury Front Office

---



**Rich Iannarella**  
Director of Marketing



**Bob Wahlquist**  
Director of Media Relations



**Carole Jarden**  
Director of Publicity



**Tony Failace**  
Director of Sales



**Susann Schaffer**  
Business Manager



**Nancy Rose Bohl**  
Administrative Secretary



**Carmela Gorgol**  
Administrative Secretary



**Regina Gluhoski**  
Ticket Assistant

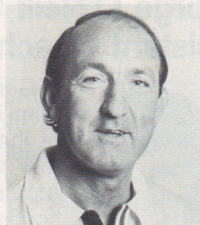


**Joan Ford**  
Receptionist/Secretary



# Head Coach

---



## **Eddie Firmani** **Head Coach**

Eddie Firmani comes to the Fury with a record that most coaches could only hope of having, and it would come as no real surprise to the rest of the soccer world if his winning ways just happened to rub off on the third-year Philadelphia club.

Firmani, with an established reputation for leading his NASL teams to the Soccer Bowl, has done so 3 times within a 4-year time span, the only coach in NASL history to capture more than one Soccer Bowl crown... the first in 1975 as Head Coach of the Tampa Bay Rowdies and twice in succession (1977-78) while coaching the New York Cosmos.

However, Firmani's real claim to fame, aside from his ability to produce championship teams, rests in his 30 years of world-class coaching and playing experience.

Born in Capetown, South Africa, Firmani's family migrated to England where he turned professional at age 16.

Playing five successful seasons with Charlton Athletic of the First Division, Firmani was transferred to Sampdoria of the Italian League, receiving the highest ever transfer fee on record.

Firmani played for 8 years in Italy and became one of soccer's most prolific scorers, claiming the number one position as leading scorer on every team he played for and was always amongst the top three scorers in Italy. Additionally, he was the only foreign-born player to score over 150 goals in the Italian First Division.

Upon his selection as a 3-time Italian International, Firmani returned to England where he retired to the coaching line in 1967.

Offered the opportunity to coach Tampa Bay in 1974, Firmani posted a 41-15 record during his 2½ years there. Under Firmani, the Rowdies captured the 1975 Eastern Indoor Tournament title and won the 1975 NASL Soccer Bowl crown. He was named NASL Coach of the Year in 1976.


Firmani resigned his position with the Rowdies and signed on with the New York Cosmos in 1977, guiding them to two successive Soccer Bowl titles... a first in NASL history.

Firmani's international background has helped him to become the coach he is today. Aside from being acquainted with the various styles of soccer played throughout the world, he can speak five languages fluently.

# Coaching Staff

---

## George O'Neill Assistant Coach



George O'Neill, alias Eddie Firmani's assistant, alias Head Coach of the Philadelphia Fever, alias former midfielder for the Philadelphia Atoms doesn't need an alias to describe his impeccable soccer credentials.

"There was never any doubt as to who I would choose as my assistant coach," recalls Eddie Firmani, "I've known George for quite a while now . . . he's a fine person and an excellent coach. We'll work well together in the months ahead".

Described during his playing career as "durable, tenacious and aggressive", O'Neill maintains these same ideals in his coaching technique. He stresses physical fitness and endurance and expects his players to show a certain amount of each of these qualities.

Born in Port Glasgow, Scotland, O'Neill was a 10-year veteran of the Scottish First Division playing with teams such as the world famous Glasgow Celtic, Greenoch Morton, Partick Thistle and Dunfermline. O'Neill was selected Player of the Year twice in succession while playing for Morton and captained his Partick Thistle team.

O'Neill embarked on his NASL career in 1973, his first year with the Philadelphia Atoms. An accomplished midfielder, he played a major role in leading the Atoms to the NASL Championship that same year. As a result, O'Neill gained national recognition and earned himself a berth on the U.S. World Cup squad along with being selected as a member of the 1973 NASL All-Star team. O'Neill ranked second in assists (19) in the entire NASL that year.

Named Head Coach of the Philadelphia Fever in 1978, O'Neill had accumulated an impressive record while coaching F. C. Bayern, a United Soccer League club based in Philadelphia and has a thorough knowledge of the local soccer scene in the Delaware Valley.



**Bruce Hayne**  
Trainer



**Skip Rossi**  
Equip. Mgr.

# Profiles

---

## Frank D'Amelio



*Defender*

Height: 5-9

Weight: 160


Born: 3/14/57

Birthplace: Torino, Italy

Citizenship: U.S.

Fury's 2nd round pick from University of Evansville, Indiana . . . 22 years old . . . Walk-on at Evansville and earned scholarship his junior year . . . transfer from Hofstra U. . . . Played in 1980 soccer Senior Bowl . . . tried out for Olympic 'B' Team . . . Captain of the 1979 Evansville Aces which went 9-5-6 . . . described as a "poised leader" by Evansville Coach Fred Schmalz . . . Spanish major, played on semi-pro team Trenton Italians last summer in Trenton area.

## Peter Arnautoff



*Goalkeeper*

Height: 6-0

Weight: 175

Born: 12/29/51


Birthplace: Oakland, Ca.

Citizenship: U.S.

Oakland, Calif. resident established himself as a stand-out at U. of San Francisco . . . Led his team to 3 NCAA championships at USF . . . Bolstered collegiate career by posting 5 shutouts during the '76 season and held every opponent scoreless during the NCAA playoff finals that same year . . . Spent 1979 NASL season with Edmonton Drillers . . . loaned to MISL's Fever during 1980 indoor season . . . was acquired as free agent after a brief stint with the ASL's San Francisco Gales for early part of 1980 season . . . member of U.S. Olympic team.

# Profiles

## John Dempsey



*Defender*  
Height: 6-0  
Weight: 165  
Born: 3/15/46  
Birthplace: London, England  
Citizenship: England

This defender has seen more game time during the past two seasons than any other player in Fury history . . . Fury 'iron-man' has played in 26 of 30 games in 1978 and then 29 of 30 during the 1979 season . . . Has a career total high of over 5,000 minutes . . . An international star born in England, Dempsey has played 19 times for the Irish National Team and is also a veteran of over 300 English League games . . . 34-year-old central defender has played most of his career with Chelsea and Fulham clubs . . . Dempsey, by far the best player on the club in the air, just might be the best in the league . . . In 1979, he was honored as NASL Defender of the Year along with being selected as Defensive Player of the Game 12 times during the season . . . Dempsey contributed to the Fury's playoff stretch by scoring his first goal of '79 against Houston in the Conference quarter-finals.

Year	Team	GP	G	A	TP
1978	Philadelphia	26	1	1	2
1979	Philadelphia	29	0	1	1
		55	1	1	3



# Profiles

## Pat Fidelia



*Forward*  
 Height: 5-9  
 Weight: 173  
 Born: 4/16/59  
 Birthplace: Port-au-Prince,  
 Haiti  
 Citizenship: U.S.

Selected as 1978 Fury Rookie of the Year, Fidelia is second in all time career total points during his 2 seasons with the Fury . . . A former Mercer County College (Trenton) All-American and the leading scorer at Rancocas Valley Regional High School . . . first year with Philadelphia, he tallied 8 goals on just 40 shots and was the second leading American goal scorer in the NASL . . . Copped New Jersey Pro Rookie of the Year honors in February of 1979 . . . Fidelia turned in several stellar performances during the latter part of this past 1979 season . . . Setting two new Fury records, the 20 year old forward notched 4 goals during August 4th, Fury vs. Portland game at the Vet . . . He knocked in the fastest goal (2:32) ever scored in Fury history during the same game . . . Fidelia scored the game-winners in 2 of 4 play-off games last season . . . Traveled during the fall of '79 with the U.S. National Team.

Year	Team	GP	G	A	TP
1978	Philadelphia	25	8	1	17
1979	Philadelphia	17	9	1	19
		42	17	2	36



# Profiles

## Tony Glavin



*Midfielder*

Height: 5-5

Weight: 142

Born: 4/29/58

Birthplace: Glasgow,  
Scotland

Citizenship: Scotland

Known best by his nickname, the 'Pocket Rocket', Glavin is one who will live up to his name . . . An aggressive midfielder and forward, Glavin will consistently beat his opponents with his speed and quickness . . . Scottish native scored five goals and added four assists for the Fury in 1978, his first season with the club . . . Played in the first 10 games of 1979, but was unable to finish the year due to knee surgery resulting from a serious injury during the May 23rd game at Edmonton . . . Durable and dedicated, this 21-year-old speed demon has spent some time playing on loan to the Scottish First Division with Hamilton, scoring 6 goals in less than 20 games . . . Has played virtually every position on the field except goalkeeper.

<b>Year</b>	<b>Team</b>	<b>GP</b>	<b>G</b>	<b>A</b>	<b>TP</b>
1978	Philadelphia	25	5	4	14
1979	Philadelphia	10	1	1	3
		35	6	5	17

## Ossama Khalil



*Forward*

Height: 5-11

Weight: 160

Born: 2/5/54

Birthplace: Portsaide, Egypt

Citizenship: Egypt

Captain of Egyptian National Team joins select group of former National team captains now in NASL including Beckenbauer, Cruyff, Alberto and Krol . . . purchased from Ismailia of Egyptian First Division, Khalil is believed to be the first Egyptian to play in NASL . . . Has scored more goals than anyone in the history of his country . . . is the holder of many scoring titles in Egypt with more than 300 goals in a 10-year playing career . . . tallied a career high 42 goals during 1978-79 season.

# Profiles

---

## Djoko (Joe) Kokovic



*Forward*

Height: 5-10

Weight: 154


Born: 12/7/53

Birthplace: Titovo,  
Yugoslavia

Citizenship: Yugoslavia

International competitor . . . purchased from R.A.D. Belgrade . . . Member of Yugoslavian National Youth Team and Amateur National Team . . . led his club to a second place finish in the 1972 International European Cup Championships . . . Prior to 4 years with Belgrade, had played for Kraljevo, another top Yugoslavian club . . . Kokovic has averaged 10 goals per season during his eight year career . . . known for his uncanny speed and quickness . . . 26-year-old right winger is a real 'crowd pleaser'.

## Demetrios Kolovos



*Midfielder*

Height: 5-8

Weight: 148

Born: 8/24/55


Birthplace: Szczecin, Poland

Citizenship: Greece

Joins the club from Kardista (Greek First Division) . . . has averaged 12 goals a season in his seven year career . . . native of Poland . . . known as "Jimmy the Greek" . . . Firmani regards him as "highly versatile" . . . made Fury debut vs. Tampa Bay on 4/5, and has played midfield in virtually every game since.

# Profiles

## Curtis Leeper



*Midfielder*  
Height: 5-11  
Weight: 160  
Born: 12/28/55  
Birthplace: Lebanon, Pa.  
Citizenship: U.S.

Leeper was acquired in mid-season of 1979 just before the NASL's trading deadline in July . . . This sturdy, young midfielder was traded from Ft. Lauderdale in exchange for defender Kevin Murphy . . . Leeper, a product of Florida International University, was the all time leader in goals scored and second in assists, resulting in his selection as MVP his senior year at FIU . . . He captained the U.S. Pan American Team and more recently, the U.S. Olympic Team . . . Leeper has also been selected two consecutive years for the U.S. National Team . . . The 24-year-old midfielder helped spark the Fury through the playoffs last year, starting in all 4 games.

Year	Team	GP	G	A	TP
1977	Ft. Lauderdale	4	0	0	0
1978	Ft. Lauderdale	7	0	0	0
1979	Ft. Lauderdale	4	0	0	0
1979	Philadelphia	3	0	0	0
		18	0	0	0

## Andy Lynch




*Defender*  
Height: 5-10  
Weight: 165  
Born: 3/3/51  
Birthplace: Glasgow,  
Scotland  
Citizenship: Scotland

29-year-old Scotsman able to play both midfield and defense . . . Acquired from Glasgow Celtic of Scottish Premier Division . . . Spent last eight years with Glasgow and captained the club in the last 7 European Cup Championships . . . During stay in Glasgow, Lynch's team captured 3 Scottish League Championships . . . Also led Glasgow Celtic to 3 League Cup Championships and 2 Scottish Cup Championships.



# Profiles

## Dave MacWilliams




*Forward*  
Height: 5-9  
Weight: 155  
Born: 5/20/57  
Birthplace: Philadelphia, Pa.  
Citizenship: U.S.

Fury newcomer acquired from Tampa Bay Rowdies . . . Known locally for his outstanding career at Philadelphia Textile, excelling in his endeavors thereby scoring 67 goals and tallying 48 assists during his entire four collegiate years . . . Sparkled his senior year at Textile, earning honors as second leading scorer with 22 goals and 16 assists. A hustling competitor on the field, MacWilliams was selected to play in the '79 Senior Bowl and has played for the U.S. Olympic Team . . . A long-time Philadelphia resident, the 22-year-old forward bolstered his career while a member of the Frankford High School team.

Year	Team	GP	G	A	TP
1979	Tampa Bay	6	1	0	2

## Radi Martinovic




*Defender*  
Height: 5-10  
Weight: 162  
Born: 4/21/49  
Birthplace: Bor, Yugoslavia  
Citizenship: Yugoslavian

Radi Martinovic might well be the most versatile player on the Philadelphia Fury . . . During his 1979 campaign and first season with the Fury, he played at all 3 mid-field positions and all four defensive positions . . . Playing most of '79 with a cast on his arm, the result of an injury earlier in the season, this dedicated performer missed only 5 games, playing 25 games overall . . . Having nine years of top experience with Yugoslavian first division club Radnicki, Martinovic also own several appearances with the Olympic and National team squads in his homeland.

Year	Team	GP	G	A	TP
1979	Philadelphia	25	0	0	0

# Profiles

## Niki Nikolic



*Defender*

Height: 5-10

Weight: 176

Born: 9/13/49

Birthplace: Oblacina,  
Yugoslavia

Citizenship: Yugoslavia


Tough and aggressive, Niki Nikolic likes to make things difficult for his opponents . . . Playing against the likes of Giorgio Chinaglia, Jeff Bourne, and Trevor Francis, Nikolic has singlehandedly shutout all three . . . A native Yugoslavian and 10 year veteran of First Division play, Nikolic was acquired in 1979 from the Tulsa Roughnecks . . . Playing in 26 games for the Fury as both a central and outside defender, Nikolic is known for his ability at tackling on the ground . . . Adds strength as a defender to the Fury backfield.

Year	Team	GP	G	A	TP
1978	Tulsa	21	1	0	2
1979	Philadelphia	26	0	0	0
		47	1	0	2



# Profiles

## Fran O'Brien



*Midfielder*  
Height: 5-8  
Weight: 141  
Born: 4/6/55  
Birthplace: Dublin, Ireland  
Citizenship: Ireland

Fran O'Brien's versatility on the field makes him able to play both defensively and at the midfield positions . . . Diminutive, strong, and a talented performer, O'Brien owns 3 appearances with the Irish Under-21 National Team as well as 3 other appearances with the full national team in 1977 and once again in the early part of 1980 . . . A native of Dublin, O'Brien comes from a soccer playing family . . . his father and two brothers have all played professionally in Ireland . . . Named 1978 Fury MVP by his teammates, O'Brien finished the '79 season as fifth leading scorer on the club with 4 goals and 10 assists. Known for his aggressive defensive tactics, O'Brien also has the ability to involve himself in the attack.

Year	Team	GP	G	A	TP
1978	Philadelphia	24	1	2	4
1979	Philadelphia	27	4	10	18
		51	5	12	22



# Profiles

## Andy Parkinson



*Forward*  
Height: 6-0  
Weight: 178  
Born: 5/5/59  
Birthplace: Johannesburg,  
South Africa  
Citizenship: South Africa

A 20-year-old from Johannesburg . . . has played professionally in England with Newcastle United (First Division) reserve team, scoring 21 goals as an 18-year-old, and Peterborough (Fourth Division) . . . former member of the South African Junior National Team . . . was also member of the South African Junior National Basketball Team.

## Steve Reid



*Midfielder*  
Height: 5-9  
Weight: 155  
Born: 4/6/55  
Birthplace: Montreal, Canada  
Citizenship: U.S.

Trenton native was acquired as free agent this year . . . played last year for New England Tea Men for both outdoor and indoor seasons . . . scored 6 goals for Tea's in indoor soccer . . . ranked fourth on team in goals scored . . . Signed with Fever for last half of MISL season, scoring 4 goals . . . attended Mercer County Community College (Trenton) where he earned honors as Most Valuable Player for his two years there . . . Reid holds the single season scoring record, accumulating 31 goals his second season at Mercer County which led to his selection there as a first team All-American . . . Graduated Notre Dame High School near Trenton where he was selected for both All-County & All-State teams . . . was member of Trenton Extension team that won the National Amateur Cup in '76.

Year	Team	GP	G	A	TP
1979	New England	14	1	0	2

# Profiles

## Bob Rigby



*Goalkeeper*

Height: 6-1

Born: 7/3/51

Birthplace: Ridley Park, Pa.

Citizenship: U.S.


Ridley Park, Pa. native Bob Rigby became a member of the Philadelphia Fury minutes before the NASL trading deadline in July, 1979 . . . Purchased from the Los Angeles Aztecs in a straight cash deal, Rigby became the starting Fury goalkeeper and ended the regular season with a 1.74 goals against average and 6 shutouts . . . Rigby ranked fifth amongst goalkeepers in the American Conference and set an all time Fury record during his dynamic performance against the Cosmos, July 21, recording 14 saves . . . Rigby, an All-American at East Stroudsburg State, was a member of the 1973 Philadelphia Atoms title winning club, setting two NASL marks that still stand . . . His 0.62 goals against average is the lowest recorded in NASL history . . . Rigby also boasted an amazing 8 shutouts that same year . . . A seven year NASL veteran, this athletic 'keeper' has played over 12,000 minutes . . . He ranks fourth in NASL annals with 26 career shutouts . . . Rigby finished 4th in the 1976 ABC-TV Superstars competition.

Year	Team	Min.	SV	G	SH	GAA
1973	Philadelphia	1157	78	8	6	0.62
1974	Philadelphia	1800	151	22	3	1.10
1975	Philadelphia	1803	149	31	4	1.59
1976	New York	1184	102	15	5	1.14
1977	Los Angeles	1680	137	46	1	2.46
1978	Los Angeles	2314	167	56	1	2.18
1979	Los Angeles	1674	65	29	4	1.56
1979	Philadelphia	858	77	20	2	2.10
		12470	926	227	26	1.64

# Profiles

---

## Mike Robinson



### *Forward*

Height: 5-9

Weight: 250

Born: 3/2/58

Birthplace: Philadelphia, Pa.

Citizenship: U.S.

Fury's 3rd round pick from Lehigh University . . . 22 years old . . . graduate of Philadelphia's North Catholic High School . . . The Engineer's co-captain in both junior and senior year . . . Lehigh's all-time leading career scorer . . . set single season scoring record as a junior with 13 goals and 4 assists . . . Two-time member of East Conference All-Star squad . . . Led North Catholic to Philadelphia City Championship in 1975 . . . Described by Fury GM Tom Fleck as "most skillful player in E.C.A.C." . . . Career stats, 40 goals, 9 assists.

## Dan Salvemini



### *Defender*

Height: 5-11

Weight: 175

Born: 4/10/57


Birthplace: San Francisco, Ca.

Citizenship: U.S.

Three-time All-American at Univ. of California-Berkeley . . . All-time leading scorer at Berkeley with 54 goals . . . 1st round draft pick of Washington Diplomats in 1979 . . . Spent entire 1979 season sidelined after injuring ligaments in right knee in College Senior Bowl last January . . . Received his release from Diplomats this past spring . . . Is currently a member of the 1980 United States Olympic Team.

# Profiles

## Glenn Savage



*Midfielder*  
 Height: 5-10  
 Weight: 5-10  
 Born: 6/29/60  
 Birthplace: Philadelphia, Pa.  
 Citizenship: U.S.

Local Frankford High grad . . . gained All-State and All-City honors his senior year . . . Pioneers went 17-2-1 that year, capturing City Championship . . . bolstered his career by scoring 30 goals final year of school as a forward . . . played 1 year for Rutgers University in New Brunswick, N.J. . . . Joined F. C. Bayern of the United Soccer League last year making his debut there as a midfielder under Fury Assisant Coach George O'Neill . . . 19-year-old youngster resides in Merritt Square section of Philadelphia.

## Bobby Smith



*Defender*  
 Height: 5-11  
 Weight: 165  
 Born: 9/23/51  
 Birthplace: Trenton, N.J.  
 Citizenship: U.S.


28-year-old ex-Philadelphia Atoms defender acquired as free agent after finishing indoor season with MISL's Phila. Fever . . . 7-year NASL veteran touted as one of most prolific American defenders in league . . . Rider College grad was 3rd round draft for Phila. Atoms in 1973 . . . Was key figure in Philadelphia's drive to their '73 Soccer Bowl victory . . . Played under Eddie Firmani while a member of N.Y. Cosmos championship teams in 1977 and '78.

Year	Team	GP	G	A	TP
1973	Phila. Atoms	19	0	0	0
1974	Phila. Atoms	20	1	4	6
1975	Phila. Atoms	22	2	1	5
1976	New York	22	0	2	2
1977	New York	10	1	0	2
1978	New York	9	0	0	0
1979	New York	10	0	0	0
1979	San Diego	10	0	1	1
		122	4	8	16

# Profiles

---

## Bob Vosmaer



*Forward*

Height: 5-11

Weight: 149

Born: 7/17/51

Birthplace: Surabaya,  
Indonesia

Citizenship: Holland

Former member of Dutch National Team . . . At 28, capable of playing midfield or up front . . . 4-year veteran of Dutch Honor Division club, AZ-67 . . . Averaged 18 goals per season . . . Played for First Division club Haarlem for 2 years before joining AZ-67 . . . Earned honors as Player of the Year in 1973 and '74 with Haarlem . . . Graduate of Holland's Physical Education University . . . Certified to teach any sport and qualified to coach professional soccer in Holland . . . nicknamed "The Surgeon" for his technique and precision of soccer skills.



Veterans Stadium, Home of the Fury



# 1979 Fury Stats

## Regular Season

(10-20, 111 points)

No.	Player	GP	GS	Min.	Shots	FL	C/E	PK/ PKA	SO/ SOA	Goals	AS	TP
10	David Robb	30	30	2697:28	87	67	5/0	3/3	2/2	16	20	52
14	Frank Worthington	21	20	1709:33	99	50	5/1	0/2	0/1	10	7	27
16	Dusan Lukic	29	29	2631:20	50	52	1/0	0/0	1/1	6	12	24
13	Pat Fidelia	17	9	887:48	33	15	1/0	0/0	1/1	9	1	19
3	Fran O'Brien	27	25	2288:17	44	46	4/0	0/0	0/2	4	10	18
9	Miro Djordjevic	24	18	1781:32	65	26	1/0	0/0	0/0	6	4	16
12	Jimmy Redfern	15	11	983:46	19	16	0/0	0/0	0/0	1	2	4
15	Karoly Kremer	10	10	715:53	9	11	0/0	0/0	0/0	0	4	4
23	Peter Mannino	24	14	1396:06	5	16	0/0	0/0	1/2	0	4	4
22	Tony Glavin	10	10	832:16	31	8	1/0	0/0	2/2	1	1	3
8	Alan Ball	8	8	700:29	4	3	0/0	0/0	0/0	0	3	3
11	Rich Reice	12	6	504:14	4	3	0/0	0/0	0/2	1	0	2
5	John Dempsey	29	29	2675:03	12	70	5/0	0/0	0/0	0	1	1
1	Keith Van Eron	21	20	1831:22	0	1	0/0	0/0	0/0	0	1	1
2	Brooks Cryder	26	26	2338:46	5	51	6/0	0/0	0/0	0	0	0
7	Radi Martinovic	25	25	2294:38	7	75	4/0	0/0	0/0	0	0	0
17	Jim McKeown	5	1	185:09	0	3	0/0	0/0	0/0	0	0	0
27	Kevin Murphy	3	0	18:06	0	1	0/0	0/0	0/0	0	0	0
4	Niki Nikolic	26	26	2389:20	5	44	3/0	0/0	0/1	0	0	0
24	Curtis Leeper	3	3	257:40	1	8	0/0	0/0	0/0	0	0	0
29	Tom Wieboldt	1	0	16:41	0	0	0/0	0/0	0/0	0	0	0
0	Bob Rigby	28	28	2531:36	0	0	1/0	0/0	0/0	0	0	0
TOTALS		30	30		477	497	37/1	3/5	7/14	55	71	181
OPPONENTS		30	30		519	502	27/1	3/8	12/15	60	65	185

No.	Goalkeeper	GP	GS	Min.	Shots	Saves	Goals	PK/ PKA	SO/ SOA	SH	GAA
1	Keith Van Eron	21	20	1831:22	334	125	36	3/7	8/10	4	1.77
0	Bob Rigby	28	28	2531:36	325	142	49	1/2	0/0	6	1.74
21	Jim Miller	1	0	76:05	11	8	2	0/0	4/5	0	2.37
TOTALS		30	30	2765:03	519	210	60	4/9	7/16	6	1.95
OPPONENTS		30	30	2765:03	477	193	55	3/7	12/15	4	1.79

**LEGEND:** GP—Games Played; GS—Games Started; Min.—Minutes; FL—Fouls; C/E—Cautions/Ejections; PK/PKA—Penalty Kicks Made/Penalty Kicks Attempted; SO/SOA—Shootout Goals Made/Shootout Goals Attempted; AS—Assists; TP—Total Points; SH—Shutouts; GAA—Goals-Against Average

## Playoffs

(2-2)

No.	Player	GP	GS	Min.	Shots	FL	C/E	PK/ PKA	SO/ SOA	Goals	AS	TP
10	David Robb	4	4	344:16	13	14	1/0	0/0	0/1	2	1	5
13	Pat Fidelia	4	2	285:00	10	7	0/0	0/0	0/1	2	1	5
14	Frank Worthington	4	4	375:00	24	10	1/0	0/1	0/0	1	3	5
5	John Dempsey	4	4	375:00	6	10	3/0	0/0	0/0	1	1	3
7	Radi Martinovic	4	4	375:00	0	11	3/0	0/0	0/0	0	1	1
12	Jim Redfern	4	2	143:41	1	1	0/0	0/0	0/0	0	1	1
2	Brooks Cryder	4	4	353:14	1	4	1/0	0/0	0/0	0	0	0
15	Karoly Kremer	4	1	193:37	2	5	0/0	0/0	0/1	0	0	0
24	Curtis Leeper	4	4	277:15	0	6	1/0	0/0	0/0	0	0	0
16	Dusan Lukic	4	3	245:08	4	4	0/0	0/0	0/0	0	0	0
4	Niki Nikolic	4	4	375:00	0	11	0/0	0/0	0/0	0	0	0
3	Fran O'Brien	4	4	375:00	5	9	0/0	0/0	0/0	0	0	0
23	Peter Mannino	2	0	32:59	0	0	0/0	0/0	0/1	0	0	0
TOTALS		4	4	375:00	66	92	10/0	0/1	0/4	6	8	20
OPPONENTS		4	4	375:00	83	70	5/0	0/0	2/5	4	4	12

No.	Goalkeeper	GP	GS	Min.	Shots	Saves	Goals	PK/ PKA	SO/ SOA	SH	GAA
0	Bob Rigby	4	4	375:00	83	30	5	0/0	2/5	0	1.20
TOTALS		4	4	375:00	83	30	5	0/0	2/5	0	1.20
OPPONENTS		4	4	375:00	67	29	6	0/1	0/4	1	1.44

# Philadelphia Fury Roster

NO.	NAME	POSITION
1	Bob Rigby	Goalkeeper
3	Fran O'Brien	Def./Mid
4	Niki Nikolic	Defender
5	John Dempsey	Defender
6	Dave MacWilliams	Forward
7	Radi Martinovic	Defender
8	Curtis Leeper	Midfielder
9	Andrew Parkinson	Forward
10	Djoko Kokovic	Forward
11	Bobby Vosmaer	Mid./For.
12	Andy Lynch	Def./Mid.
13	Pat Fidelia	Forward
14	Bobby Smith	Defender
15	Ossama Khalil	Forward
16	Dan Salvemini	Defender
17	Demetrios Kolovos	Midfielder
18	Frank D'Amelio	Defender
19	Glenn Savage	Midfielder
20	Mike Robinson	Forward
22	Tony Glavin	Midfielder
23	Steve Reid	Midfielder
31	Peter Arnautoff	Goalkeeper

Head Coach: Eddie Firmani

Assistant Coach: George O'Neill

Trainer: Bruce Hayne



AGE	HEIGHT	WEIGHT	CITIZENSHIP
28	6-1	180	United States
25	5-8	141	Ireland
30	5-10	176	Yugoslavia
34	6-0	165	England
22	5-9	155	United States
30	5-10	162	Yugoslavia
24	5-11	160	United States
20	6-0	178	South Africa
26	5-10	154	Yugoslavia
28	5-11	149	Holland
29	5-10	165	Scotland
20	5-9	173	United States
28	5-11	165	United States
26	5-11	160	Egypt
22	5-11	175	United States
25	5-8	148	Greece
22	5-9	173	United States
19	5-10	165	United States
22	5-9	150	United States
21	5-5	142	Scotland
24	5-9	155	United States
28	6-0	175	United States



# 1979 Results

## Regular Season

Date	Opponent	Score		Attendance	Scorers
3/24	@ Memphis	0-1 (OT)	L	10,765	
3/31	Rochester	3-0	W	6,152	Robb (Lukic); Robb (Glavin); Robb (Lukic)
4/7	Chicago	1-2 (SO)	L	5,226	Djordjevic (Una)
4/14	New England	3-0	W	3,291	Glavin (Robb); Lukic (Una); Djordjevic (Robb)
4/21	@ Tampa Bay	1-2	L	25,434	Robb (Lukic, O'Brien)
4/29	@ New York	2-4	L	46,375	Robb (Penalty); Redfern (Lukic)
5/5	Ft. Lauderdale	2-1	W	4,437	Fidelia (Robb, Lukic); Lukic (Mannino, Robb)
5/12	Washington	3-4 (SO)	L	4,068	Robb (O'Brien, Worthington); Worthington (O'Brien); Robb (Penalty)
5/18	@ Vancouver	0-2	L	18,293	
5/23	@ Edmonton	1-2	L	8,213	Robb (Redfern)
5/26	@ Tulsa	1-4	L	12,132	Robb (Penalty)
5/30	California	2-3	L	3,550	Worthington (Robb); Worthington (Ball)
6/2	Detroit	3-0	W	3,407	Robb (Worthington); Djordjevic (Worthington, Lukic); Worthington (Ball)
6/6	Tampa Bay	3-0	W	4,237	Djordjevic (Robb); Lukic (Robb, Djordjevic); Robb (Van Eron)
6/10	@ Rochester	1-2 (OT)	L	6,296	Djordjevic (Ball, Mannino)
6/16	@ Chicago	1-3	L	7,167	Worthington (Robb)
6/24	@ Washington	1-2	L	12,765	Fidelia (O'Brien)
6/27	Houston	3-2	W	3,919	Lukic (Robb); Lukic (Worthington); Fidelia (Lukic, Robb)
6/30	San Jose	2-1 (OT)	W	6,435	Robb (Djordjevic, Dempsey); Robb (Lukic)
7/7	@ Houston	2-4	L	5,813	O'Brien (Robb, Worthington); O'Brien (Mannino, Robb)
7/11	@ San Jose	4-5 (SO)	L	13,555	Worthington (O'Brien, Djordjevic); Worthington (Robb, Lukic); O'Brien (Djordjevic, Kremer); Reice (Robb)
7/14	@ San Diego	0-1	L	11,210	
7/18	Minnesota	1-0	W	5,320	Fidelia (O'Brien, Robb)
7/21	New York	0-1	L	17,352	
7/25	Toronto	4-1	W	4,354	Robb (O'Brien, Lukic); Robb (Worthington); Djordjevic (Una); Own Goal
7/28	@ New England	1-2 (OT)	L	5,321	Robb (Kremer, Worthington)
8/1	San Diego	1-3	L	7,214	Worthington (Robb, Lukic)
8/4	Portland	5-0	W	5,394	Fidelia (Lukic, Kremer); Fidelia (Mannino, Robb); Fidelia (Robb); O'Brien (Kremer); Fidelia (O'Brien)
8/10	@ Ft. Lauderdale	1-4	L	14,285	Worthington (O'Brien)
8/12	@ Toronto	3-4	L	22,511	Lukic (Robb, Worthington); Worthington (Fidelia, O'Brien); Fidelia (Robb, Redfern)
<b>Playoffs</b>					
8/14	Houston	2-1	W	3,337	Dempsey (Martinovic); Robb (Worthington, Fidelia)
8/20	@ Houston	2-1	W	7,530	Fidelia (Robb, Dempsey); Robb (Worthington)
8/23	Tampa Bay	2-3 (SO)	L	10,395	Worthington (Una); Fidelia (Worthington, Redfern)
8/25	@ Tampa Bay	0-1	L	21,112	

# Individual Records

---

## Games Played

- Most games played**—30, David Robb, 1979  
**Most consecutive games played**—30, David Robb, 1979  
**Most games started**—30, David Robb, 1979  
**Most consecutive games started**—30, David Robb, 1979  
**Most consecutive games scoring a point**—5, David Robb (twice), 4/14/79-5/12/79 and 5/23/79-6/6/79; 1, Frank Worthington, 7/25/79-8/12/79  
**Most consecutive home games scoring a point**—9, David Robb, 4/14/79-7/18/79  
**Most consecutive road games scoring a point**—3, Fran O'Brien, 6/24/79-7/11/79; 3, Frank Worthington, 7/28/79-8/12/79  
**Most consecutive games scoring a goal**—3, Miro Djordjevic, 6/2/79-6/10/79; 3, Frank Worthington, 8/1/79-8/12/79  
**Most consecutive games scoring an assist**—3, Dusan Lukic, 4/21/79-5/5/79; 3, Alan Ball, 5/30/79-6/10/79; 3, Fran O'Brien, 8/4/79-8/12/79

## Goals

- Most goals, season**—16, David Robb, 1979 (On 87 Shots)  
**Most goals, game**—4, Pat Fidelia vs. Portland, 8/4/79  
**Most goals, one half**—3, David Robb vs. Rochester, (2nd Half), 3/31/79  
**Fastest goal, regulation**—2:32, Pat Fidelia, vs. Portland 8/4/79  
**Latest goal regulation**—89:00, Miro Djordjevic, vs. New England 4/14/79  
**Latest goal, overtime**—103:45, Derek Trevis, vs. Memphis 4/8/78  
**Quickest goal, overtime**—91:57, Pat Fidelia at Chicago, 7/26/78  
**Shortest time to score two goals**—0:55, Fran O'Brien (86:10), vs. Portland 8/4/79; Pat Fidelia (87:05), vs. Portland 8/4/79  
**Shortest time to score two goals, game**—0:55, Fran O'Brien (86:10), vs. Portland, 8/4/79; Pat Fidelia (87:05) vs. Portland, 8/4/79  
**Shortest time to score three goals, game**—2:39, Pat Fidelia (84:26) vs. Portland, 8/4/79; Franm O'Brien (86:10) vs. Portland, 8/4/79; Pat Fidelia (87:05) vs. Portland, 8/4/79  
**Shortest time to score four goals, game**—29:13, Pat Byrne (19:10) vs. Houston, 7/18/78; Eddie Byrne (28:25) vs. Houston, 7/18/78; Colin McCurdy (37:42) vs. Houston, 7/18/78; Colin McCurdy (48:28) vs. Houston, 7/18/78

## Assists

- Most assists, season**—20, David Robb, 1979  
**Most assists, game**—Pat Byrne vs. Houston, 7/18/78; 2, Alan Ball, 2nd Half, vs. Detroit, 8/5/78; 2, Dusan Lukic, 2nd Half, vs. Rochester, 3/31/79; 2, David Robb, 2nd Half, vs. New England, 4/14/79; 2, David Robb, 2nd Half, vs. Ft. Lauderdale, 5/5/79; 2, David Robb, 1st Half, vs. Tampa Bay, 6/6/79; 2, David Robb, 2nd Half, at Houston, 7/7/79; 2, Miro Djordjevic, 1st Half, at San Jose, 7/11/79

## Penalty Kicks

- Most penalty kicks, season**—3, David Robb, 1979  
**Most penalty kicks, game**—1, Alan Ball vs. Ft. Lauderdale, 5/2/78, Tampa Bay 7/1/78; 1, David Robb at New York, 4/29/79, vs. Washington 5/12/79, at Tulsa 6/26/79  
**Most penalty kicks attempted, season**—3, David Robb, 1979; 3, Frank Worthington, 1979  
**Most penalty kicks attempted, game**—2, Frank Worthington, at Toronto 7/25/79

## Shots

- Most shots, season**—99, Frank Worthington, 1979  
**Most shots, game**—10, Tony Glavin @ Los Angeles, 6/3/78; 10, Frank Worthington @ Houston, 7/7/79  
**Most shots, half**—7, Frank Worthington @ Houston, 1st Half, 7/7/79
-

# Records

---

## Fouls

**Most fouls, season**—75, Radi Martinovic, 1979

**Most fouls, game**—9, Radi Martinovic, 1979

## Minutes Played

**Most minutes played, one season**—2697:28, David Robb, 1979

**Most consecutive minutes played**—2675:03, John Dempsey, 1979

# Goalkeeper Records

## Games Played—Wins—Shutouts

**Most games played**—23, Keith MacRae, 1978

**Most games started**—23, Keith MacRae, 1978

**Most wins**—7, Keith MacRae, 1978

**Most shutouts**—4, Keith Van Eron, 1979

## Goals Against

**Most goals allowed, season**—42, Keith MacRae, 1978

**Most goals allowed, game**—5, Keith Van Eron, at San Jose 7/11/79

**Most goals allowed, half**—4, Keith Van Eron at New York 4/29/79

**Best goals against average**—1.77, Keith Van Eron, 1979

## Saves

**Most saves, season**—167, Keith MacRae, 1978

**Most saves, game**—14, Keith Van Eron, 4/7/79 vs. Chicago; 14, Bob Rigby, 7/21/79 vs. New York

**Most saves, half**—10, Keith Van Eron, 4/7/79 vs. Chicago (2nd Half)

**Most saves, game, without allowing a goal**—10, Keith MacRae vs. Seattle 5/17/78, (9 in regulation)

**Least saves, game**—1, Keith MacRae, at San Diego 6/7/78

**Least saves, half**—0, Keith MacRae, at San Diego, 6/7/78 (2nd Half); 0, Keith Van Eron, at New York, 4/29/79 (2nd Half)

**Fewest saves, game, both teams**—3, Keith MacRae (Phil.) 2, Alan Mayer (S.D.) 1, 6/7/78

## Minutes Played

**Most minutes played**—1958:13, Keith MacRae, 1978

**Most consecutive minutes without allowing a goal**—216:04, Keith Van Eron, 5/30/79-6/10/79

# Team Records

## Games Played—Won—Lost

**Most games played**—30, 1978, 1979

**Most games won, season**—12, 1978

**Most games lost, season**—20, 1979

**Fewest wins**—10, 1979

**Fewest losses**—18, 1979

**Most consecutive games won**—2, 1978 (twice); 2, 1979 (twice)

**Most consecutive games lost**—5, 1978; 5, 1979

**Largest margin of victory**—5, Phil. 5, Portland 0, 8/4/79

**Largest margin of defeat**—4, at Tampa Bay, 5/13/78

# Records

---

## Goals

- Most goals, game**—5, vs. Portland, 8/4/79  
**Most goals, half**—3, vs. Houston, 7/18/78, 3 vs. Tampa Bay, 6/6/79, 3, at San Jose, 7/11/79; 3, vs. Portland, 8/4/79, 3, vs. Rochester, 3/31/79, 3, vs. N.E., 4/14/79  
**Most goals, game, both teams**—9, at San Jose, 7/11/79 (Phil 4, S.J. 5)  
**Most goals allowed**—61, 1979  
**Least goals allowed**—58, 1978  
**Most goals allowed, game**—5, at San Jose, 7/11/79  
**Most games held scoreless**—12, 1978 (Also League Record)  
**Most consecutive games held scoreless**—4, 1978  
**Most consecutive minutes held scoreless**—524:18, 6/7/79-6/24/79  
**Most consecutive minutes holding opposition scoreless**—216:04, 5/30/79-6/10/79  
**Most games holding opposition to one goal or none**—12, 1979  
**Most consecutive games holding opposition to one goal or none**—4, 7/14/79-7/25/79  
**Most games holding opposition to two or fewer goals**—21, 1978  
**Games scoring four or more goals**—3, 1979  
**Games scoring three or more goals**—10, 1979  
**Games scoring two or more goals**—15, 1979  
**Games scoring one or more goals**—26, 1979  
**Most consecutive games scoring one or more goals**—12, 5/23/79-7/11/79  
**Most goals, two consecutive games**—6, Many times  
**Most goals, three consecutive games**—9, 8/4/79-8/12/79  
**Most goals, four consecutive games**—11, 6/27/79-7/11/79 and 7/25/79-8/4/79

## Shots

- Least shots, game**—6, at Vancouver 5/18/79  
**Least shots, half**—1, vs. Chicago, 6/21/78, 1 at Vancouver, 5/18/79  
**Least shots, overtime**—0, at New England 6/28/78, 0, at Memphis 3/24/79, 0, at N.E., 7/28/79  
**Most shots game, both teams**—54, Phil 17 at Colorado 37, 5/10/78  
**Fewest shots game, both teams**—21, Phil 6 at Vancouver 15, 5/18/79

## Overtime

- Most overtime games**—6, 1978  
**Least overtime games**—4, 1979  
**Most overtime games won**—4, 1978  
**Least overtime games won**—1, 1979  
**Most tiebreaker games played**—3, 1979  
**Least tiebreaker games played**—0, 1978  
**Most shots, game**—32 vs. Oakland, 5/20/78  
**Most shots, half**—21 vs. Oakland, 5/20/78  
**Most shots, overtime**—4, vs. Seattle, 5/17/78; 4, at Oakland, 6/24/78

# Playoff Records

## Individual

- Most games played**—5, John Dempsey, Pat Fidelia, Fran O'Brien  
**Most minutes played**—465, John Dempsey, Fran O'Brien  
**Most shots**—11, Frank Worthington, vs. Tampa Bay, 8/23/79  
**Most shots, one half**—6, Pat Fidelia, at Houston, 8/20/79 (2nd Half); 6, Frank Worthington, vs. Tampa Bay, 8/23/79 (2nd Half)  
**Most fouls, one game**—6, David Robb, vs. Houston, 8/14/79
-

# Records

---

## Team

**Most goals**—2, vs. Houston, 8/14/79, 2, at Houston, 8/20/79, 2, vs. Tampa Bay, 8/23/79

**Most goals, half**—Same as above (all 2nd Half)

**Least goal**—0, at Detroit, 8/8/78; 0, at Tampa Bay, 8/25/79

**Most shots**—24 at Detroit, 8/8/78

**Most shots, one half**—13 at Houston, 8/20/79 (2nd Half)

**Least shots**—14 at Tampa Bay, 8/25/79

**Least shots, one half**—5, vs. Houston, 8/14/79 (1st Half)

**Most goals allowed**—3, vs. Tampa Bay, 8/23/79

**Most goals allowed, one half**—2, vs. Tampa Bay, 8/23/79, (2nd Half)

**Least goals allowed**—1, at Detroit, 8/8/78; 1, at Tampa Bay, 8/25/79

**Most shots allowed**—26, vs. Tampa Bay, 8/23/79

**Most shots allowed, one half**—13, vs. Tampa Bay, 8/23/79 (2nd Half); 13, at Tampa Bay, 8/25/79 (1st Half)

**Least shots**—10, vs. Houston 8/14/79

**Least shots allowed, one half**—5, vs. Houston 8/14/79

## Goalkeeper

**Least goals allowed, game**—1, Keith MacRae, at Detroit, 8/8/78; 1, Bob Rigby, vs. Houston, 8/14/79 and 1, at Houston, 8/20/79; 1, at Tampa Bay, 8/25/79

**Most goals allowed, game**—3, Bob Rigby, vs. Tampa Bay, 8/23/79

**Most saves, game**—10, Keith MacRae, at Detroit 8/8/78; 10, Bob Rigby at Houston 8/20/79; 10, vs. Tampa Bay 8/23/79

**Least saves, game**—4, Bob Rigby, at Tampa Bay 8/25/79

**Most saves, one half**—8, Bob Rigby at Houston 8/20/79 (2nd Half)

**Least saves, one half**—2, Bob Rigby at Houston 8/20/79 (1st) and 2, at Tampa Bay 8/25/79 (Both halves)

## Opponents

**Most shots, game**—26, Tampa Bay, 8/23/79

**Least shots, game**—10, Houston, 8/14/79

**Most shots, game, one half**—13, Detroit 8/8/78 (1st); 13, Tampa Bay 8/23/79 (2nd) and 13, Tampa Bay 8/25/79 (2nd)

**Least shots, game, one half**—5, Houston, 8/14/79

**Most shots, game**—10, Trevor Francis (Detroit), 8/8/78

**Most shots, game, one half**—7, Oscar Fabbiani (Tampa Bay), 8/23/79 (2nd Half)

# Fury Attendance Records

**Largest attendance, regular season game**—19,279 vs. New York, 7/15/79

**Smallest Attendance, regular season game**—3,217 vs. Seattle, 5/17/78

**Largest attendance, away regular season game**—46,375 at New York, 4/29/79

**Smallest attendance, away regular season game**—3,263 at San Diego, 6/7/78



# Fury vs. League Opponents

---

## **FURY VS. ATLANTA CHIEFS**

**Series—Fury 0, Caribous of Colorado 1**

**Fury 0, Chiefs 0**

1978: 5/10 @ Colorado, L, 2-4 (Osgood, Fidelia)

1979: Did Not Play

## **FURY VS. CALIFORNIA SURF**

**Series—Fury 0, Surf 3**

1978: 6/21 @ California, L, 0-2

7/4 California, L, 0-1

1979: 5/30 California, L, 2-3 (Worthington, 2)

## **FURY VS. CHICAGO STING**

**Series—Fury 1, Sting 2**

1978: 7/26 @ Chicago, W, 3-2 (OT) (Reice, Henderson, Fidelia)

1979: 4/7 Chicago, L, 1-2 (SO) (Djordjevic)

6/16 @ Chicago, L, 1-3 (Worthington)

## **FURY VS. DALLAS TORNADO**

**Series—Fury 0, Tornado 1**

1978: 6/13 Dallas, L, 0-1

1979: Did Not Play

## **FURY VS. DETROIT EXPRESS**

**Series—Fury 2, Express 1**

**Playoffs—Fury 0, Express 1**

1978: 5/31 @ Detroit, L, 0-3

8/5 Detroit, W, 3-2 (Glavin, Henderson 2)

Playoff: 8/8 @ Detroit, L, 0-1

1979: 6/2 Detroit, W, 3-0 (Robb, Djordjevic, Worthington)

## **FURY VS. EDMONTON DRILLERS**

**Series—Fury 2, Oakland Stompers 0**

**Fury 0, Drillers 1**

1978: 5/20 Oakland, W, 3-1 (McCurdy 2, Fidelia)

6/24 @ Oakland, W, 1-0 (OT) (Waldron)

1979: 5/23 @ Edmonton, L, 1-2 (Robb)

## **FURY VS. LAUDERDALE STRIKERS**

**Series—Fury 2, Strikers 2**

1978: 5/2 Ft. Lauderdale, W, 3-1 (McCurdy, Ball 2)

7/21 @ Ft. Lauderdale, L, 0-1

1979: 5/5 Ft. Lauderdale, W, 2-1 (Fidelia, Lukic)

8/10 @ Ft. Lauderdale, L, 1-4 (Worthington)

## **FURY VS. HOUSTON HURRICANE**

**Series—Fury 2, Hurricane 1**

**Playoffs—Fury 2, Hurricane 0**

1978: 7/18 Houston, W, 4-2 (P. Byrne, E. Byrne, McCurdy 2)

1979: 6/27 Houston, W, 3-2 (Lukic 2, Fidelia)

7/7 @ Houston, L, 2-4 (O'Brien 2)

Playoff: 8/14 Houston, W, 2-1 (Dempsey, Robb)

8/20 @ Houston, W, 2-1 (Fidelia, Robb)

## **FURY VS. LOS ANGELES AZTECS**

**Series—Fury 1, Aztecs 0**

1978: 6/3 @ Los Angeles, W, 3-1 (Glavin 2, Ball)

1979: Did Not Play

## **FURY VS. MEMPHIS ROGUES**

**Series—Fury 2, Rogues 1**

1978: 4/8 @ Memphis, W, 3-2 (OT) (P. Byrne, Dempsey, Trevis)

4/22 Memphis, W, 2-1 (Glavin, McCurdy)

1979: 3/24 @ Memphis, L, 0-1 (OT)

## **FURY VS. MINNESOTA KICKS**

**Series—Fury 1, Kicks 0**

1978: Did Not Play

1979: 7/18 Minnesota, W, 1-0 (Fidelia)

# Fury vs. League Opponents

---

## **FURY VS. NEW ENGLAND TEA MEN**

### **Series—Fury 1, Tea Men 3**

- 1978: 4/15 New England, L, 0-1  
6/28 @ New England, L, 1-2 (OT) (P. Byrne)  
1979: 4/14 New England, W, 3-0 (Glavin, Lukic, Djordjevic)  
7/28 @ New England, L, 1-2 (OT) (Robb)

## **FURY VS. NEW YORK COSMOS**

### **Series—Fury 0, Cosmos 4**

- 1978: 6/11 @ New York, L, 0-1  
7/15 New York, L, 0-3  
1979: 4/29 @ New York, L, 2-4 (Robb, Redfern)  
7/21 New York, L, 0-1

## **FURY VS. PORTLAND TIMBERS**

### **Series—Fury 1, Timbers 0**

- 1978: Did Not Play  
1979: 8/4 Portland, W, 5-0 (Fidelia 4, O'Brien)

## **FURY VS. ROCHESTER LANCERS**

### **Series—Fury 2, Lancers 2**

- 1978: 6/17 Rochester, L, 0-3  
8/2 @ Rochester, W, 3-2 (Fidelia 2, Own Goal)  
1979: 3/31 Rochester, W, 3-0 (Robb)  
6/10 @ Rochester, L, 1-2 (OT) (Djordjevic)

## **FURY VS. SAN DIEGO SOCKERS**

### **Series—Fury 0, Sockers 3**

- 1978: 6/7 @ San Diego, L, 2-3 (Glavin, O'Brien)  
1979: 7/14 @ San Diego, L, 0-1  
8/1 San Diego, L, 1-3 (Worthington)

## **FURY VS. SAN JOSE EARTHQUAKES**

### **Series—Fury 1, Quakes 2**

- 1978: 5/27 San Jose, L, 1-3 (Fidelia)  
1979: 6/30 San Jose, W, 2-1 (OT) (Robb 2)  
7/11 @ San Jose, L, 4-5 (SO) (Worthington 2, O'Brien, Reice)

## **FURY VS. SEATTLE SOUNDERS**

### **Series—Fury 1, Sounders 0**

- 1978: 5/17 Seattle, W, 1-0 (OT) (Schnettgoecke)  
1979: Did Not Play

## **FURY VS. TAMPA BAY ROWDIES**

### **Series—Fury 2, Rowdies 2**

#### **Playoffs—Fury 0, Rowdies 2**

- 1978: 5/13 @ Tampa Bay, L, 0-4  
7/11 Tampa Bay, W, 3-2 (Ball 2, Fidelia)  
1979: 4/21 @ Tampa Bay, L, 1-2 (Robb)  
6/6 Tampa Bay, W, 3-0 (Djordjevic, Lukic, Robb)  
Playoff: 8/23 Tampa Bay, L, 2-3 (SO) (Worthington, Fidelia)  
8/25 @ Tampa Bay, L, 0-1

## **FURY VS. TORONTO BLIZZARD**

### **Series—Fury 1, Blizzard 3**

- 1978: 5/7 @ Toronto, L, 0-3  
7/29 Toronto, L, 1-2 (OT) (Fidelia)  
1979: 7/25 Toronto, W, 4-1 (Robb 2, Djordjevic, Own Goal)  
8/12 @ Toronto, L, 3-4 (Lukic, Worthington, Fidelia)

## **FURY VS. TULSA ROUGHNECKS**

### **Series—Fury 0, Roughnecks 1**

- 1978: Did Not Play  
1979: 5/26 @ Tulsa, L, 1-4 (Robb)

## **FURY VS. VANCOUVER WHITECAPS**

### **Series—Fury 0, Whitecaps 1**

- 1978: Did Not Play  
1979: 5/18 @ Vancouver, L, 0-2

## **FURY VS. WASHINGTON DIPLOMATS**

### **Series—Fury 0, Diplomats 4**

- 1978: 4/1 Washington, L, 0-3  
7/8 @ Washington, L, 1-2 (McCurdy)  
1979: 5/12 Washington, L, 3-4 (SO) (Robb 2, Worthington)  
6/24 @ Washington, L, 1-2 (Fidelia)
-

# NASL Alignment

---

## National Conference

---

### Eastern Division

---

Toronto Blizzard (Exhibition Stadium)  
Rochester Lancers (Holleder Stadium)  
New York Cosmos (Giants Stadium)  
Washington Diplomats (RFK Stadium)

---

### Central Division

---

Minnesota Kicks (Metropolitan Stadium)  
Tulsa Roughnecks (Skelly Stadium)  
Atlanta Chiefs (Atlanta-Fulton County Stadium)  
Dallas Tornado (Texas Stadium)

---

### Western Division

---

Vancouver Whitecaps (Empire Stadium)  
Seattle Sounders (Kingdome)  
Portland Timbers (Portland Civic Stadium)  
Los Angeles Aztecs (Rose Bowl)

---

## American Conference

---

### Eastern Division

---

New England Tea Men (Schaefer Stadium)  
Philadelphia Fury (Veterans Stadium/Franklin Field)  
Tampa Bay Rowdies (Tampa Stadium)  
Ft. Lauderdale Strikers (Lockhart Stadium)

---

### Central Division

---

Detroit Express (Pontiac Silverdome)  
Chicago Sting (Wrigley Field/Comiskey Park)  
Memphis Rogues (Liberty Bowl)  
Houston Hurricane (Astrodome)

---

### Western Division

---

Edmonton Drillers (Commonwealth Stadium)  
San Jose Earthquakes (Spartan Stadium)  
California Surf (Anaheim Stadium)  
San Diego Sockers (San Diego Stadium)

---

# Records

## 1979 Final Regular Season Standings\*

### National Conference

#### Eastern Division

	GP	W	L	GF	GA	BP	TP
New York	30	24	6	84	52	72	216
Washington	30	19	11	68	50	59	172
Toronto	30	14	16	52	65	49	133
Rochester	30	15	15	43	57	42	132

#### Central Division

Minnesota	30	21	9	67	48	58	184
Dallas	30	17	13	53	51	50	152
Tulsa	30	14	16	61	56	55	139
Atlanta	30	12	18	59	61	49	121

#### Western Division

Vancouver	30	20	10	54	34	52	172
Los Angeles	30	18	12	62	47	54	162
Seattle	30	13	17	58	52	47	125
Portland	30	11	19	50	75	46	112

### American Conference

#### Eastern Division

Tampa Bay	30	19	11	67	46	55	169
Ft. Lauderdale	30	17	13	75	65	63	165
Philadelphia	30	10	20	55	60	51	111
New England	30	12	18	41	56	38	110

#### Central Division

Houston	30	22	8	61	46	55	187
Chicago	30	16	14	70	62	63	159
Detroit	30	14	16	61	56	49	133
Memphis	30	6	24	38	74	37	73

#### Western Division

San Diego	30	15	15	59	55	50	140
California	30	15	15	53	56	50	140
Edmonton	30	8	22	43	78	40	88
San Jose	30	8	22	41	74	38	86

GP—Games Played

W—Won

L—Lost

GF—Goals For

GA—Goals Against

BP—Bonus Points

TP—Total Points

\*Total Points—Win—6 Pts., Loss—0 Pts.

Bonus points: one point is awarded for each goal scored up to a maximum of three per team per game.

## 1980 NASL Standing Points System

Each winning team will be awarded six points toward its NASL season standings. No points will be given for a loss. Winners and losers will receive one point in the standings for each goal scored during the regulation 90 minutes, with a maximum of three such bonus points awarded per team per game. No bonus points will be awarded for goals scored in overtime or the Shootout. Winning teams who score three or more goals in the game will receive nine points in the league standings. Losing teams can get no more than three points (for three or more goals) in the standings.

# Records

## National Conference Statistics

Leading Scorers	GP	G	A	TP
Giorgio Chinaglia, New York	27	26	5	57
Jeff Bourne, Atlanta	29	18	15	51
Alan Willey, Minnesota	29	21	7	49
Dennis Tueart, New York	27	16	16	48
Johan Cruyff, Los Angeles	23	13	16	42
Alan Green, Washington	23	16	9	41
Willie Lippens, Dallas	25	15	7	37
Kevin Hector, Vancouver	25	15	6	36
Ron Futcher, Minnesota	24	14	7	35
Wayne Hughes, Tulsa	29	12	9	33

Leading Goalkeepers*	GP	Min.	Sv	GA	SH	GAA
Phil Parkes, Vancouver	29	2705	100	29	7	0.96
Victor Nogueira, Atlanta	17	1432	82	20	5	1.26
Mike Ivanow, Seattle	28	2517	151	39	2	1.39
Bill Irwin, Washington	28	2603	134	42	4	1.45
Colin Boulton, LA/Tulsa	30	2746	109	49	7	1.60
Tino Lettieri, Minnesota	16	1378	91	25	2	1.63
Shep Messing, Rochester	29	2707	187	50	4	1.662
Alex Stepney, Dallas	28	2597	134	48	6	1.663
Blagoje Tamindzic, Toronto	23	2151	140	40	4	1.67
Mick Poole, Portland	29	2736	178	70	2	2.30

## American Conference Statistics

Leading Scorers	GP	G	A	TP
Oscar Fabbiani, Tampa Bay	26	25	8	58
Gerd Mueller, Ft. Lauderdale	25	19	17	55
David Robb, Philadelphia	30	16	20	52
Karl-Heinz Granitz, Chicago	30	20	10	50
Teofilo Cubillas, Ft. Lauderdale	30	16	18	50
Laurie Abrahams, Calif./Tulsa	25	18	9	45
Peter Ressel, Chicago	28	10	18	38
Trevor Francis, Detroit	14	14	8	36
Keith Furphy, Detroit	30	14	8	36
Rodney Marsh, Tampa Bay	23	11	14	36

Leading Goalkeepers*	GP	Min.	Sv	GA	SH	GAA
Zeljko Bilecki, Tampa Bay	17	1549	93	22	5	1.28
Paul Hammond, Houston	29	2705	213	44	6	1.46
Volkmar Gross, SD/Minn.	24	2132	137	38	6	1.60
Kevin Keelan, New England	25	2234	133	40	6	1.61
Bob Rigby, Phil./LA	28	2532	142	49	6	1.74
Dave Jokerst, California	23	1958	127	38	2	1.75
Keith Van Eron, Philadelphia	21	1831	125	36	4	1.76
Jim Brown, Detroit	28	2593	151	51	6	1.770
Alan Mayer, San Diego	21	1880	120	37	4	1.771
Arnie Mausser, Ft. Lauderdale	29	2637	193	58	3	1.98

GP—Games Played

Sv—Saves

G—Goals

GA—Goals-Against

A—Assists

SH—Shutouts

TP—Total Points

GAA—Goals-Against Average

Min.—Minutes

\*(Need 1350 minutes to qualify)

# Records

## NASL Leading Scorers

	GP	G	A	TP
Oscar Fabbiani, Tampa Bay	26	25	8	58
Giorgio Chinaglia, New York	27	26	5	57
Gerd Mueller, Ft. Lauderdale	25	19	17	55
David Robb, Philadelphia	30	16	20	52
Jeff Bourne, Atlanta	29	18	15	51
Karl-Heinz Granitza, Chicago	30	20	10	50
Teofilo Cubillas, Ft. Lauderdale	30	16	18	50
Alan Willey, Minnesota	29	21	7	49
Dennis Tueart, New York	27	16	16	48
Laurie Abrahams, Calif./Tulsa	25	18	9	45

## NASL Leading Goalkeepers\*

	GP	Min.	Sv	GA	SH	GAA
Phil Parkes, Vancouver	29	2705	100	29	7	0.96
Victor Nogueira, Atlanta	17	1432	82	20	5	1.26
Zeljko Bilecki, Tampa Bay	17	1549	93	22	5	1.28
Mike Ivanow, Seattle	28	2517	151	39	2	1.39
Bill Irwin, Washington	28	2603	134	42	4	1.45
Paul Hammond, Houston	29	2705	215	44	6	1.46
Volkmar Gross, SD/Minn.	24	2132	137	38	6	1.604
Colin Boulton, LA/Tulsa	30	2746	109	49	7	1.605
Kevin Keelan, New England	25	2234	133	40	6	1.61
Tino Lettieri, Minnesota	16	1378	95	25	2	1.63

GP—Games Played

Sv—Saves

G—Goals

GA—Goals-Against

A—Assists

SH—Shutouts

TP—Total Points

GAA—Goals-Against Average

Min.—Minutes

(\*Goalkeepers need 1350 minutes to qualify)

# Playoff Results

---

## Conference Quarter Finals

---

### American Conference

- Aug 14 at Philadelphia—Philadelphia 2, Houston 1 (3,337)  
Aug 20 at Houston—Philadelphia 2, Houston 1 (7,530)  
Aug 15 at Detroit—Tampa Bay 1, Detroit 0 (21,539)  
Aug 19 at Tampa Bay—Tampa Bay 3, Detroit 1 (27,210)  
Aug 15 at Chicago—Chicago 2, Ft. Lauderdale 0 (10,019)  
Aug 18 at Ft. Lauderdale—Chicago 1, Ft. Lauderdale 0 (13,691)  
Aug 16 at California—San Diego 4, California 2 (8,460)  
Aug 18 at San Diego—San Diego 7, California 2 (10,225)

### National Conference

- Aug 15 at Dallas—Vancouver 3, Dallas 2 (8,819)  
Aug 18 at Vancouver—Vancouver 2, Dallas 1 (30,328)  
Aug 15 at Los Angeles—Los Angeles 3, Washington 1 (12,042)  
Aug 19 at Washington—Los Angeles 4, Washington 3 (OT) (14,802)  
Aug 15 at Tulsa—Tulsa 2, Minnesota 1 (OT) (14,105)  
Aug 19 at Minnesota—Tulsa 2, Minnesota 1 (OT) (28,996)  
Aug 16 at Toronto—New York 3, Toronto 1 (30,365)  
Aug 19 at New York—New York 2, Toronto 0 (46,531)
- 

## Conference Semi-Finals

---

### American Conference

- Aug 23 at Philadelphia—Tampa Bay 3, Philadelphia 2 (SO) (10,395)  
Aug 25 at Tampa Bay—Tampa Bay 1, Philadelphia 0 (21,112)  
Aug 22 at San Diego—San Diego 2, Chicago 0 (11,367)  
Aug 25 at Chicago—San Diego 1, Chicago 0 (15,379)

### National Conference

- Aug 22 at Los Angeles—Los Angeles 3, Vancouver 2 (SO) (21,213)  
Aug 25 at Vancouver—Vancouver 1, Los Angeles 0  
Mini-game: Vancouver 1, Los Angeles 0 (32,375)  
Aug 23 at Tulsa—Tulsa 3, New York 0 (26,011)  
Aug 26 at New York—New York 3, Tulsa 0 (76,031)  
Mini-game: New York 3, Tulsa 1
- 

## Conference Championships

---

### American Conference

- Aug 30 at San Diego—San Diego 2, Tampa Bay 1 (20,267)  
Sept 2 at Tampa Bay—Tampa Bay 3, San Diego 2 (SO)  
Mini-game: Tampa Bay 1, San Diego 0 (38,766)

### National Conference

- Aug 29 at Vancouver—Vancouver 2, New York 0 (32,875)  
Sept 1 at New York—New York 3, Vancouver 2 (SO)  
Mini-game: Vancouver 1, New York 0 (SO) (44,109)
- 

## Soccer Bowl-79

---

- Sept 8 at Giants Stadium—Vancouver 2, Tampa Bay 1 (50,699)
-

# Playoff Structure

The playoff structure of the NASL reflects the size and competitive level of the League. Under the system, 16 teams will qualify — the top two in each division as well as two wildcards from each Conference. Wildcard teams will be entered solely on the basis of total points in the final standings.

## 1980 Playoff Dates

Tues.-Thurs.	Aug. 26-28	Conference Quarter-Finals (First Round)
Fri.-Mon.	Aug. 29- Sept. 1	Conference Quarter-Finals (Second Round)
Tues.-Thurs.	Sept. 2-4	Conference Semi-Finals (First Round)
Fri.-Mon.	Sept. 5-8	Conference Semi-Finals (Second Round)
Tues.-Thurs.	Sept. 9-11	Conference Championships (First Round)
Fri.-Mon.	Sept. 12-15	Conference Championships (Second Round)
Sun.	Sept. 21	Soccer Bowl-80, RFK Stadium Washington, D.C.

Playoffs will progress within Conferences to produce an American and National representative for the Soccer Bowl.

Following is the manner in which teams will qualify and be paired for the Conference Quarter-Finals:

### American Conference

- A1-Division winner with most points
- A2-Division winner with 2nd most points
- A3-Division winner with fewest points
- A4-2nd place team with most points
- A5-2nd place team with 2nd most points
- A6-2nd place team with fewest points
- A7-Wildcard team with most points
- A8-Wildcard team with fewest points

### National Conference

- N1-Division winner with most points
- N2-Division winner with 2nd most points
- N3-Division winner with fewest points
- N4-2nd place team with most points
- N5-2nd place team with 2nd most points
- N6-2nd place team with fewest points
- N7-Wildcard team with most points
- N8-Wildcard team with fewest points

### Conference Quarter-Final Pairings

1st Round		2nd Round	
A1 at A8	N1 at N8	A8 at A1	N8 at N1
A2 at A7	N2 at N7	A7 at A2	N7 at N2
A3 at A6	N3 at N6	A6 at A3	N6 at N3
A4 at A5	N4 at N5	A5 at A4	N5 at N4

Home and home series will be played in the quarter-finals, semi-finals and conference championships. The first round of the semi-finals and conference championship series will have the team with the least points hosting the team with the most points. The team with the most points will host the second game of each series.

The NASL Championship, Soccer Bowl, is one game.



# NASL Clubs Information

---

## North American Soccer League

Suite 3500

1133 Avenue of Americas


New York, NY 10036

212-575-0066

*Commissioner:* Phil Woosnam

*Director of Operations:* Ted Howard

*Director of Public Relations:* Chuck Adams



## Atlanta Chiefs

P.O. Box 5015

Atlanta, GA 30302

404-577-5425

*Pressbox:* 404-577-7269

*Director of Operations:* Terry Hanson

*Coach:* David Chadwick

*Public Relations:* Mike Oglesby

*Stadium:* Atlanta/Fulton Co. (52,522) Grass



## California Surf

P.O. Box 4449

Anaheim, CA 92803

714-634-8326

*Pressbox:* 714-634-4350

*General Manager:* Bill Dawson

*Coach:* Peter Wall

*Public Relations:* Lolly Keys

*Stadium:* Anaheim (43,204) Grass



## Chicago Sting

Suite 1525

333 N. Michigan Ave.

Chicago, IL 60601

*Pressbox:* Comiskey—312-924-0152;

Wrigley—312-348-3374

*General Manager:* Charles Evranian

*Coach:* Willy Roy

*Public Relations:* Mike Haggerty

*Stadium:* Wrigley Field (37,741) Grass

Comiskey Field (45,500) Grass



## Dallas Tornado

6116 North Central Expwy.

Dallas, TX 75206

214-750-0900

*Pressbox:* 214-438-1266

*General Manager:* Kent Kramer

*Coach:* Al Miller

*Public Relations:* Thom Meredith

*Stadium:* Texas (34,498) Synthetic



## Detroit Express

Pontiac Silverdome

1200 Featherstone Road

Pontiac, MI 48057

313-338-9100

*Pressbox:* 313-338-6020

*General Manager:* Duncan Hill

*Coach:* Ken Furphy

*Public Relations:* Ken Droz

*Stadium:* Silverdome (80,500) Synthetic




# NASL Clubs Information

---

## **Edmonton Drillers**

10039 Jasper Avenue  
Suite 200  
Edmonton, Alberta T5J 1T4  
Canada  
403-428-8989  
Pressbox: 403-471-4668  
General Manager: Graham Leggat  
Coach: Timo Leikoski  
Public Relations: Josh Keller  
Stadium: Commonwealth (42,500) Grass



## **Ft. Lauderdale Strikers**

1350 N.E. 56th Street  
Ft. Lauderdale, FL 33334  
305-491-5140  
Pressbox: 305-771-4518  
General Manager: Bob Lemieux  
Coach: Cor Van der Hart  
Public Relations: Steve Unger  
Stadium: Lockhart (19,600) Grass



## **Houston Hurricane**

P.O. Box 27229  
Houston, TX 77027  
713-960-8326  
Pressbox: 713-749-9722  
General Manager: Hans Von Mende  
Coach: Eckhard Krautzun  
Public Relations: Diane Olson  
Stadium: Astrodome (50,000) Astro turf



## **Los Angeles Aztecs**

777 Rose Bowl Drive  
Pasadena, CA 91130  
213-681-6336  
Pressbox: 213-792-7583  
General Manager: Marvin Milkes  
Coach: Rinus Michels  
Public Relations: Scott Piazza  
Stadium: Rose Bowl (104,696) Grass



## **Memphis Rogues**

2200 Union Ave.  
Memphis, TN 38104  
901-274-7861  
Pressbox: 901-276-1405  
General Manager: Rudi Schiffer  
Coach: Charlie Cooke  
Public Relations: Phil Stukenborg  
Stadium: Liberty Bowl (50,000) Grass



## **Minnesota Kicks**

7200 France Avenue So.  
Minneapolis, MN 55435  
612-831-8871  
Pressbox: 612-854-7666  
General Manager: Freddie Goodwin  
Coach: Freddie Goodwin  
Public Relations: Dave Ferroni  
Stadium: Metropolitan (46,479) Grass



# NASL Clubs Information

---

## **New England Tea Men**

36 Mechanic Street  
Foxboro, MA 02035  
617-543-6100  
Pressbox: 617-543-4303  
General Manager: Bob Keating  
Coach: Noel Cantwell  
Public Relations: Vince Casey  
Stadium: Schaefer (61,279) Synthetic



## **New York Cosmos**

75 Rockefeller Plaza  
New York, NY 10019  
212-265-7315  
Pressbox: 201-933-1402  
General Manager: Krikor Yepremian  
Coach: Hennes Weisweiler  
Public Relations: Mark Brickley  
Stadium: Giants (76,891) AstroTurf



## **Portland Timbers**

910 Southwest 18th  
Portland, OR 97205  
503-226-4628  
Pressbox: 503-228-5184  
General Manager: Peter Warner  
Coach: Peter Warner  
Public Relations: Jim Finks  
Stadium: Civic (27,500) Synthetic

**PORTLAND  
TIMBERS**



## **Rochester Lancers**

812 Wilder Building  
Rochester, NY 14614  
716-232-2420  
Pressbox: 716-647-1533  
General Manager: Harry Abraham  
Coach: Charlie Mitchell  
Public Relations: Wayne Fuller  
Stadium: Holleder (22,000) Grass



## **San Diego Sockers**

San Diego Stadium  
9449 Friars Road  
San Diego, CA 92108  
714-280-4625  
Pressbox: 714-280-4921  
General Manager: Fred Whitacre  
Coach: Hubert Vogelsinger  
Public Relations: Jerry Epstein  
Stadium: San Diego (52,568) Grass



## **San Jose Earthquakes**

Suite 272  
2025 Gateway Place  
San Jose, CA 95110  
408-998-5425  
Pressbox: 408-297-7269  
General Manager: John Carbray  
Coach: Bill Foulkes  
Public Relations: Steve Des Georges  
Stadium: Spartan (18,099) Grass



# NASL Clubs Information

---

## **Seattle Sounders**

419 Occidental South  
Seattle, WA 98104  
206-628-3551  
*Pressbox:* 206-628-3306  
*General Manager:* Jack Daley  
*Coach:* Alan Hinton  
*Public Relations:* Norm Bobrow  
*Stadium:* Kingdome (64,752) Astro turf



## **Tampa Bay Rowdies**

Suite 109  
1311 North West Shore Blvd.  
Tampa, FL 33607  
813-870-1122  
*Pressbox:* 813-932-6090  
*General Manager:* Chas Serednesky  
*Coach:* Gordon Jago  
*Public Relations:* Marcia Schallert  
*Stadium:* Tampa (71,600) Grass



## **Toronto Blizzard**

Exhibition Stadium  
Exhibition Place  
Toronto, Ontario M6K 3C3  
Canada  
416-977-4623  
*Pressbox:* 416-366-7551  
*General Manager:* Clive Toye  
*Coach:* Keith Eddy  
*Public Relations:* Jim Gray  
*Stadium:* Exhibition (54,472) Astro turf



## **Tulsa Roughnecks**

P.O. Box 35190  
Tulsa, OK 74135  
918-494-4625  
*Pressbox:* 918-584-2664  
*General Manager:* Noel Lemon  
*Coach:* Charlie Mitchell  
*Public Relations:* Chip Namias  
*Stadium:* Skelly (41,000) Astro turf




## **Vancouver Whitecaps**

3683 East Hastings St.  
Vancouver, BC V5K 2B1  
Canada  
604-291-8811  
*Pressbox:* 604-253-0737  
*General Manager:* Tony Waiters  
*Coach:* Bob McNab  
*Public Relations:* Gord Couling  
*Stadium:* Empire (32,739) Synthetic



## **Washington Diplomats**

R.F.K. Stadium  
E. Capitol Sts. & 22nd N.E.  
Washington, DC 20003  
202-544-5425  
*Pressbox:* 202-544-0240  
*General Manager:* Andy Dolich  
*Coach:* Gordon Bradley  
*Public Relations:* Jim Trecker  
*Stadium:* RFK (55,000) Grass



# 1980 NASL Schedule

Day	Date	Opponents	Time*		
Saturday	March 29	Washington at Tampa Bay	8:00 p.m.		
		Atlanta at Dallas	8:00 p.m.		
		Ft. Lauderdale at Memphis	7:30 p.m.		
		Tulsa at Houston	7:30 p.m.		
		California at Vancouver	8:00 p.m.		
		Detroit at Seattle	7:30 p.m.		
Saturday	April 5	Philadelphia at Tampa Bay	8:00 p.m.		
		Toronto at Ft. Lauderdale	8:00 p.m.		
		New England at Atlanta	7:30 p.m.		
		Washington at Tulsa	7:00 p.m.		
		Minnesota at Dallas	8:00 p.m.		
		Memphis at Detroit	7:30 p.m.		
		New York at Houston	7:30 p.m.		
		California at Seattle	7:30 p.m.		
		San Jose at Los Angeles	7:30 p.m.		
		Vancouver at San Diego	7:30 p.m.		
Wednesday	April 9	New York at Ft. Lauderdale	8:00 p.m.		
Saturday	April 12	Chicago at Tampa Bay	8:00 p.m.		
		Rochester at Ft. Lauderdale	8:00 p.m.		
		Toronto at Atlanta	7:30 p.m.		
		California at Tulsa	8:00 p.m.		
		Houston at Dallas	8:00 p.m.		
		New England at Detroit	7:30 p.m.		
		San Diego at Memphis	7:30 p.m.		
		Seattle at Vancouver	8:00 p.m.		
		Portland at Los Angeles	7:30 p.m.		
		Edmonton at San Jose	8:00 p.m.		
		Minnesota at New York	2:30 p.m.		
		Philadelphia at Washington	2:30 p.m.		
		Saturday	April 19	Ft. Lauderdale at New England	2:30 p.m.
				Memphis at Philadelphia	2:00 p.m.
Tulsa at Detroit	7:30 p.m.				
Atlanta at Chicago (C)	2:30 p.m.				
Edmonton at Houston	7:30 p.m.				
Minnesota at Vancouver	8:00 p.m.				
Seattle at San Jose	8:00 p.m.				
Portland at California	7:30 p.m.				
Los Angeles at San Diego	7:30 p.m.				
Rochester at Toronto	2:30 p.m.				
Sunday	April 20	Tampa Bay at New York	2:30 p.m.		
		Dallas at Washington	2:30 p.m.		
		Minnesota at Chicago (C)	7:30 p.m.		
Wednesday	April 23	Ft. Lauderdale at California	7:30 p.m.		
Saturday	April 26	Rochester at Tampa Bay	8:00 p.m.		
		New York at Tulsa	8:00 p.m.		
		Philadelphia at Dallas	8:00 p.m.		
		Atlanta at Memphis	7:30 p.m.		
		Detroit at Portland	7:30 p.m.		
		Vancouver at Los Angeles	7:30 p.m.		
		Seattle at California	7:30 p.m.		
		Ft. Lauderdale at San Diego	7:30 p.m.		
		Washington at Toronto	2:30 p.m.		
		San Jose at Edmonton	2:30 p.m.		
Monday	April 28	Memphis at New England	7:30 p.m.		
Wednesday	April 30	Chicago at Philadelphia	7:30 p.m.		
		Portland at Seattle	7:30 p.m.		
		San Diego at San Jose	8:00 p.m.		
Saturday	May 3	Toronto at New England	2:30 p.m.		
		Houston at Ft. Lauderdale	8:00 p.m.		
		Minnesota at Atlanta	7:30 p.m.		
		Chicago at Vancouver	8:00 p.m.		
		San Jose at Seattle	7:30 p.m.		
		Tampa Bay at Portland	7:30 p.m.		
		Tulsa at Los Angeles	7:30 p.m.		
		Memphis at San Diego	7:30 p.m.		
		Philadelphia at Rochester	3:00 p.m.		
		Dallas at New York	2:30 p.m.		

# Schedule

		California at Washington	5:00 p.m.
		Detroit at Edmonton	2:30 p.m.
Wednesday	May 7	Chicago at Atlanta	7:30 p.m.
		Tampa Bay at Edmonton	7:30 p.m.
		New England at Vancouver	8:00 p.m.
Thursday	May 8	New York at Toronto	7:30 p.m.
Saturday	May 10	Seattle at Ft. Lauderdale	8:00 p.m.
		San Diego at Dallas	8:00 p.m.
		Atlanta at Detroit	7:30 p.m.
		California at Chicago (C)	7:30 p.m.
		New England at San Jose	8:00 p.m.
Sunday	May 11	Tulsa at Toronto	2:30 p.m.
		Vancouver at Rochester	3:00 p.m.
		Memphis at New York	2:30 p.m.
		Portland at Washington	5:00 p.m.
		Tampa Bay at Philadelphia	2:00 p.m.
		Los Angeles at Minnesota	3:00 p.m.
		Houston at Edmonton	2:30 p.m.
Monday	May 12	Seattle at New England	7:30 p.m.
Tuesday	May 13	Edmonton at California	7:30 p.m.
Wednesday	May 14	Vancouver at Philadelphia	7:30 p.m.
		Portland at Minnesota	7:00 p.m.
Thursday	May 15	Los Angeles at Houston	7:30 p.m.
Friday	May 16	New York at California	8:00 p.m.
Saturday	May 17	Atlanta at Philadelphia	7:30 p.m.
		Washington at Ft. Lauderdale	8:00 p.m.
		New England at Tulsa	8:00 p.m.
		Los Angeles at Dallas	8:00 p.m.
		Detroit at Chicago (W)	2:30 p.m.
		San Diego at Seattle	7:30 p.m.
		Houston at San Jose	8:00 p.m.
Sunday	May 18	Minnesota at Rochester	3:00 p.m.
		Vancouver at Tampa Bay	2:00 p.m.
Monday	May 19	Chicago at New England	7:30 p.m.
Wednesday	May 21	Toronto at Rochester	8:00 p.m.
		Memphis at Minnesota	7:00 p.m.
		Portland at Edmonton	7:30 p.m.
		Houston at California	7:30 p.m.
Saturday	May 24	New England at Tampa Bay	8:00 p.m.
		Washington at Atlanta	7:30 p.m.
		Dallas at Tulsa	8:00 p.m.
		Toronto at Chicago (C)	7:30 p.m.
		Memphis at Houston	7:30 p.m.
		San Jose at Portland	7:30 p.m.
		Seattle at Los Angeles	7:30 p.m.
		California at San Diego	7:30 p.m.
Sunday	May 25	Ft. Lauderdale at Rochester	3:00 p.m.
		Detroit at Minnesota	1:00 p.m.
Tuesday	May 27	Edmonton at Memphis	7:30 p.m.
Wednesday	May 28	Ft. Lauderdale at Chicago (C)	7:30 p.m.
		California at Portland	7:30 p.m.
Saturday	May 31	Portland at Ft. Lauderdale	8:00 p.m.
		Tulsa at Tampa Bay	8:00 p.m.
		Memphis at Atlanta	7:30 p.m.
		Vancouver at Detroit	7:30 p.m.
		Minnesota at Houston	7:30 p.m.
		Rochester at Seattle	7:30 p.m.
		Chicago at Los Angeles	7:30 p.m.
Sunday	June 1	Dallas at Toronto	7:30 p.m.
		New York at Washington	2:00 p.m.
		New England at Philadelphia	2:00 p.m.
		San Diego at Edmonton	2:30 p.m.
		San Jose at California	2:00 p.m.
Tuesday	June 3	Chicago at Memphis	7:30 p.m.
Wednesday	June 4	New England at New York	9:00 p.m.
		Washington at Philadelphia	7:30 p.m.
		Portland at Atlanta	7:30 p.m.
		San Diego at Vancouver	8:00 p.m.
		Edmonton at Seattle	7:30 p.m.
		Rochester at San Jose	8:00 p.m.

# Schedule

		Minnesota at California	7:30 p.m.
Thursday	June 5	Detroit at Toronto	7:30 p.m.
		Ft. Lauderdale at Tulsa	8:00 p.m.
		Tampa Bay at Houston	7:30 p.m.
Friday	June 6	Los Angeles at Edmonton	7:30 p.m.
Saturday	June 7	Houston at New England	2:30 p.m.
		Toronto at Dallas	8:00 p.m.
		Washington at Chicago (W)	2:30 p.m.
		Vancouver at San Jose	8:00 p.m.
		Rochester at Portland	7:30 p.m.
Sunday	June 8	Atlanta at New York	2:30 p.m.
		Tampa Bay at Ft. Lauderdale	2:00 p.m.
		Seattle at San Diego	2:00 p.m.
		Detroit at Tulsa	8:00 p.m.
Tuesday	June 10	Tampa Bay at Memphis	7:30 p.m.
		Philadelphia at Edmonton	7:30 p.m.
Wednesday	June 11	New York at Rochester	8:00 p.m.
		Seattle at Minnesota	8:00 p.m.
		San Jose at Detroit	7:30 p.m.
		Portland at San Diego	7:30 p.m.
Thursday	June 12	Vancouver at Toronto	7:30 p.m.
		Los Angeles at Tulsa	8:00 p.m.
Saturday	June 14	New York at Tampa Bay	8:00 p.m.
		Toronto at Minnesota	8:00 p.m.
		Detroit at Atlanta	7:30 p.m.
		New England at Chicago (C)	7:30 p.m.
		Memphis at Vancouver	8:00 p.m.
		Seattle at Portland	7:30 p.m.
		California at Los Angeles	7:30 p.m.
		Philadelphia at San Jose	8:00 p.m.
Sunday	June 15	Ft. Lauderdale at Washington	2:30 p.m.
		Dallas at Houston	3:00 p.m.
		Tulsa at Edmonton	2:30 p.m.
Monday	June 16	New York at New England	7:30 p.m.
Tuesday	June 17	Washington at Rochester	8:00 p.m.
		Tampa Bay at Minnesota	8:00 p.m.
		Toronto at Memphis	7:30 p.m.
Wednesday	June 18	Los Angeles at Philadelphia	7:30 p.m.
		San Jose at Ft. Lauderdale	8:00 p.m.
		Dallas at Detroit	7:30 p.m.
		Edmonton at Vancouver	8:00 p.m.
		San Diego at California	7:30 p.m.
		Houston at Seattle	7:30 p.m.
Friday	June 20	Tampa Bay at Rochester	8:00 p.m.
Saturday	June 21	Minnesota at New England	2:30 p.m.
		Detroit at Memphis	7:30 p.m.
		Dallas at Seattle	7:30 p.m.
		Atlanta at Portland	7:30 p.m.
Sunday	June 22	Los Angeles at Toronto	3:30 p.m.
		Ft. Lauderdale at New York	2:30 p.m.
		San Jose at Washington	2:30 p.m.
		San Diego at Philadelphia	2:00 p.m.
		Houston at Tulsa	8:00 p.m.
		Vancouver at Edmonton	2:30 p.m.
		Chicago at California	2:00 p.m.
Monday	June 23	Rochester at New England	7:30 p.m.
Wednesday	June 25	Vancouver at Washington	8:00 p.m.
		San Diego at Tampa Bay	8:00 p.m.
		Edmonton at Ft. Lauderdale	8:00 p.m.
		Tulsa at Atlanta	7:30 p.m.
		Philadelphia at Detroit	7:30 p.m.
		Memphis at Chicago (C)	7:30 p.m.
		Minnesota at Seattle	7:30 p.m.
		Dallas at Portland	7:30 p.m.
		New York at Los Angeles	7:30 p.m.
Thursday	June 26	San Jose at Toronto	7:00 p.m.
		California at Houston	7:30 p.m.
Saturday	June 28	Philadelphia at New England	2:30 p.m.
		Chicago at Minnesota	8:00 p.m.
		Tampa Bay at Dallas	8:00 p.m.

# Schedule

		San Diego at Detroit	7:30 p.m.
		Edmonton at Los Angeles	7:30 p.m.
Sunday	June 29	Tulsa at Rochester	8:00 p.m.
		Houston at Washington	2:30 p.m.
		Seattle at Atlanta	7:30 p.m.
		New York at Vancouver	12:30 p.m.
		California at San Jose	6:00 p.m.
Tuesday	July 1	New England at Houston	7:30 p.m.
		Memphis at California	7:30 p.m.
Wednesday	July 2	Toronto at New York	9:00 p.m.
		Ft. Lauderdale at Philadelphia (F)	8:00 p.m.
		Edmonton at Minnesota	8:00 p.m.
		Seattle at Tulsa	8:00 p.m.
		Atlanta at Vancouver	8:00 p.m.
		Washington at Portland	7:30 p.m.
		Dallas at San Jose	8:00 p.m.
		Chicago at San Diego	7:30 p.m.
Friday	July 4	California at Tampa Bay	7:00 p.m.
		Memphis at Ft. Lauderdale	8:00 p.m.
		Rochester at Dallas	8:00 p.m.
		Houston at Detroit	7:30 p.m.
		Washington at Los Angeles	7:30 p.m.
		Tulsa at San Diego	7:30 p.m.
Saturday	July 5	San Jose at New England	2:30 p.m.
Sunday	July 6	Philadelphia at Toronto	7:30 p.m.
		Portland at New York	7:30 p.m.
		Tampa Bay at Chicago (W)	2:30 p.m.
		Detroit at Houston	3:00 p.m.
		Rochester at Vancouver	8:00 p.m.
		Los Angeles at Seattle	7:30 p.m.
		Atlanta at Edmonton	2:30 p.m.
Wednesday	July 9	Portland at Rochester	8:00 p.m.
		Philadelphia at New York	9:00 p.m.
		San Jose at Tampa Bay	8:00 p.m.
		Detroit at Ft. Lauderdale	8:00 p.m.
		Tulsa at Minnesota	8:00 p.m.
		Vancouver at Atlanta	7:30 p.m.
		Chicago at Dallas	8:00 p.m.
		Los Angeles at California	7:30 p.m.
		Washington at San Diego	7:30 p.m.
Thursday	July 10	Toronto at Edmonton	7:30 p.m.
Friday	July 11	Philadelphia at Houston	7:30 p.m.
Saturday	July 12	Los Angeles at Tampa Bay	8:00 p.m.
		Washington at New England	2:30 p.m.
		San Jose at Atlanta	7:30 p.m.
		New York at Detroit	7:30 p.m.
		Dallas at Memphis	7:30 p.m.
		Toronto at Seattle	7:30 p.m.
		San Diego at Portland	7:30 p.m.
Sunday	July 13	Chicago at Rochester	8:00 p.m.
		Minnesota at Tulsa	8:00 p.m.
		Ft. Lauderdale at Edmonton	2:30 p.m.
Tuesday	July 15	Tulsa at Memphis	7:30 p.m.
Wednesday	July 16	New England at Rochester	8:00 p.m.
		Seattle at Washington	8:00 p.m.
		New York at Philadelphia	8:00 p.m.
		Houston at Minnesota	8:00 p.m.
		Portland at Dallas	8:00 p.m.
		Edmonton at Chicago (C)	7:30 p.m.
		Los Angeles at Vancouver	8:00 p.m.
		Tampa Bay at San Jose	8:00 p.m.
		Atlanta at San Diego	7:30 p.m.
Thursday	July 17	California at Toronto	7:30 p.m.
Saturday	July 19	Edmonton at New England	2:30 p.m.
		California at Philadelphia	8:00 p.m.
		Dallas at Minnesota	8:00 p.m.
		Rochester at Detroit	7:30 p.m.
		Tulsa at Chicago (C)	7:30 p.m.
		Washington at Memphis	7:30 p.m.
		San Jose at Vancouver	8:00 p.m.



# Schedule

		Houston at Portland	7:30 p.m.
		Atlanta at Los Angeles	7:30 p.m.
		Tampa Bay at San Diego	7:30 p.m.
Sunday	July 20	Ft. Lauderdale at Toronto	7:30 p.m.
		Seattle at New York	7:30 p.m.
Wednesday	July 23	San Diego at New York	9:00 p.m.
		Tampa Bay at Washington	8:00 p.m.
		Edmonton at Philadelphia	8:00 p.m.
		New England at Ft. Lauderdale	8:00 p.m.
		Memphis at Dallas	8:00 p.m.
		Chicago at Detroit	7:30 p.m.
		Minnesota at Los Angeles	7:30 p.m.
Thursday	July 24	Seattle at Toronto	7:30 p.m.
		Atlanta at Tulsa	8:00 p.m.
Friday	July 25	Rochester at Houston	7:30 p.m.
Saturday	July 26	San Diego at New England	2:30 p.m.
		Detroit at Dallas	8:00 p.m.
		Philadelphia at Seattle	7:30 p.m.
		Vancouver at Portland	7:30 p.m.
		Toronto at Los Angeles	7:30 p.m.
		Minnesota at San Jose	8:00 p.m.
Sunday	July 27	Rochester at Washington	2:30 p.m.
		Houston at Atlanta	7:30 p.m.
		Memphis at Tulsa	8:00 p.m.
		Chicago at Edmonton	2:30 p.m.
Tuesday	July 29	Toronto at Portland	7:30 p.m.
Wednesday	July 30	San Diego at Rochester	8:00 p.m.
		Tulsa at Washington	8:00 p.m.
		Ft. Lauderdale at Atlanta	7:30 p.m.
		Minnesota at Detroit	7:30 p.m.
		Dallas at Vancouver	8:00 p.m.
		Memphis at San Jose	8:00 p.m.
		Philadelphia at California	7:30 p.m.
Saturday	August 2	Toronto at Washington	8:00 p.m.
		Ft. Lauderdale at Tampa Bay	8:00 p.m.
		Portland at New England	2:30 p.m.
		Rochester at Minnesota	8:00 p.m.
		Chicago at Tulsa	8:00 p.m.
		Philadelphia at Memphis	7:30 p.m.
		Atlanta at Houston	7:30 p.m.
		Vancouver at Seattle	7:30 p.m.
		Detroit at San Jose	8:00 p.m.
		Dallas at California	7:30 p.m.
		Edmonton at San Diego	7:30 p.m.
Sunday	August 3	Los Angeles at New York	7:30 p.m.
Tuesday	August 5	Portland at Memphis	7:30 p.m.
Wednesday	August 6	Los Angeles at Rochester	8:00 p.m.
		Edmonton at New York	9:00 p.m.
		California at Ft. Lauderdale	8:00 p.m.
		Washington at Minnesota	8:00 p.m.
		Vancouver at Dallas	8:00 p.m.
		Houston at Chicago (C)	7:30 p.m.
		Tulsa at Seattle	7:30 p.m.
		Detroit at San Diego	7:30 p.m.
Thursday	August 7	New England at Toronto	7:30 p.m.
Saturday	August 9	Toronto at Philadelphia	8:00 p.m.
		Houston at Tampa Bay	8:00 p.m.
		Dallas at Ft. Lauderdale	8:00 p.m.
		California at Detroit	7:30 p.m.
		San Jose at Chicago (C)	7:30 p.m.
		Washington at Vancouver	8:00 p.m.
		New York at Seattle	7:30 p.m.
		Tulsa at Portland	7:30 p.m.
		Memphis at Los Angeles	7:30 p.m.
		New England at San Diego	7:30 p.m.
Sunday	August 10	Edmonton at Rochester	8:00 p.m.
		Atlanta at Minnesota	8:00 p.m.
Tuesday	August 12	San Jose at Memphis	7:30 p.m.
		Chicago at Houston	7:30 p.m.

# Schedule

Wednesday	August 13	Rochester at Philadelphia	8:00 p.m.
		Detroit at Tampa Bay	8:00 p.m.
		New York at Atlanta	7:30 p.m.
		Tulsa at Dallas	8:00 p.m.
		Edmonton at Portland	7:30 p.m.
		San Diego at Los Angeles	7:30 p.m.
		New England at California	7:30 p.m.
Friday	August 15	San Diego at Houston	7:30 p.m.
Saturday	August 16	Detroit at Philadelphia	8:00 p.m.
		Seattle at Chicago (W)	2:30 p.m.
		Minnesota at Memphis	7:30 p.m.
		Ft. Lauderdale at Los Angeles	7:30 p.m.
		Portland at San Jose	8:00 p.m.
Sunday	August 17	Tampa Bay at Toronto	2:30 p.m.
		Washington at New York	7:30 p.m.
		Dallas at Atlanta	7:30 p.m.
		Rochester at Tulsa	8:00 p.m.
		Vancouver at California	7:30 p.m.
Monday	August 18	Philadelphia at Minnesota	8:00 p.m.
Wednesday	August 20	New England at Washington	8:00 p.m.
		Toronto at Tampa Bay	8:00 p.m.
		New York at Dallas	8:00 p.m.
		Los Angeles at Portland	7:30 p.m.
		San Jose at San Diego	7:30 p.m.
Thursday	August 21	Vancouver at Tulsa	8:00 p.m.
Friday	August 22	Atlanta at Rochester	8:00 p.m.
		Philadelphia at Ft. Lauderdale	8:00 p.m.
		Seattle at Edmonton	7:30 p.m.
Saturday	August 23	Tampa Bay at New England	2:30 p.m.
		Dallas at Chicago (W)	2:30 p.m.
		Houston at Memphis	7:30 p.m.
		Los Angeles at San Jose	8:00 p.m.
		Portland at Vancouver	8:00 p.m.
Sunday	August 24	Atlanta at Toronto	2:30 p.m.
		Rochester at New York	7:30 p.m.
		Minnesota at Washington	2:30 p.m.
		Ft. Lauderdale at Detroit	7:30 p.m.
		California at Edmonton	2:30 p.m.

\*All Times Local

(F)—Franklin Field

(W)—Wrigley Field

(C) — Comiskey Park

## 1980 Playoff Dates

August 26-28	1st Round, 1st Game
August 29-September 1	1st Round, 2nd Game
September 2-4	Conference Semi-Finals, 1st Game
September 5-8	Conference Semi-Finals, 2nd Game
September 9-11	Conference Championships, 1st Game
September 12-15	Conference Championships, 2nd Game
September 21	Soccer Bowl-80, RFK Stadium, Washington, D.C.

**New  
from Admiral**

**The world's most exciting  
soccer uniforms.**



**Admiral is the official licensee  
of team replica uniforms for  
the NASL.**




Made in U.S.A.

Admiral soccerwear is  
made with



for easy care  
and comfort.



**National Soccer Limited  
13 South Marter Avenue,  
Mount Laurel, NJ 08054**

**Office: (609) 235-6474**

**Sales: (800) 257-7782**

VISA is a registered trademark of Milliken & Co for fabrics

